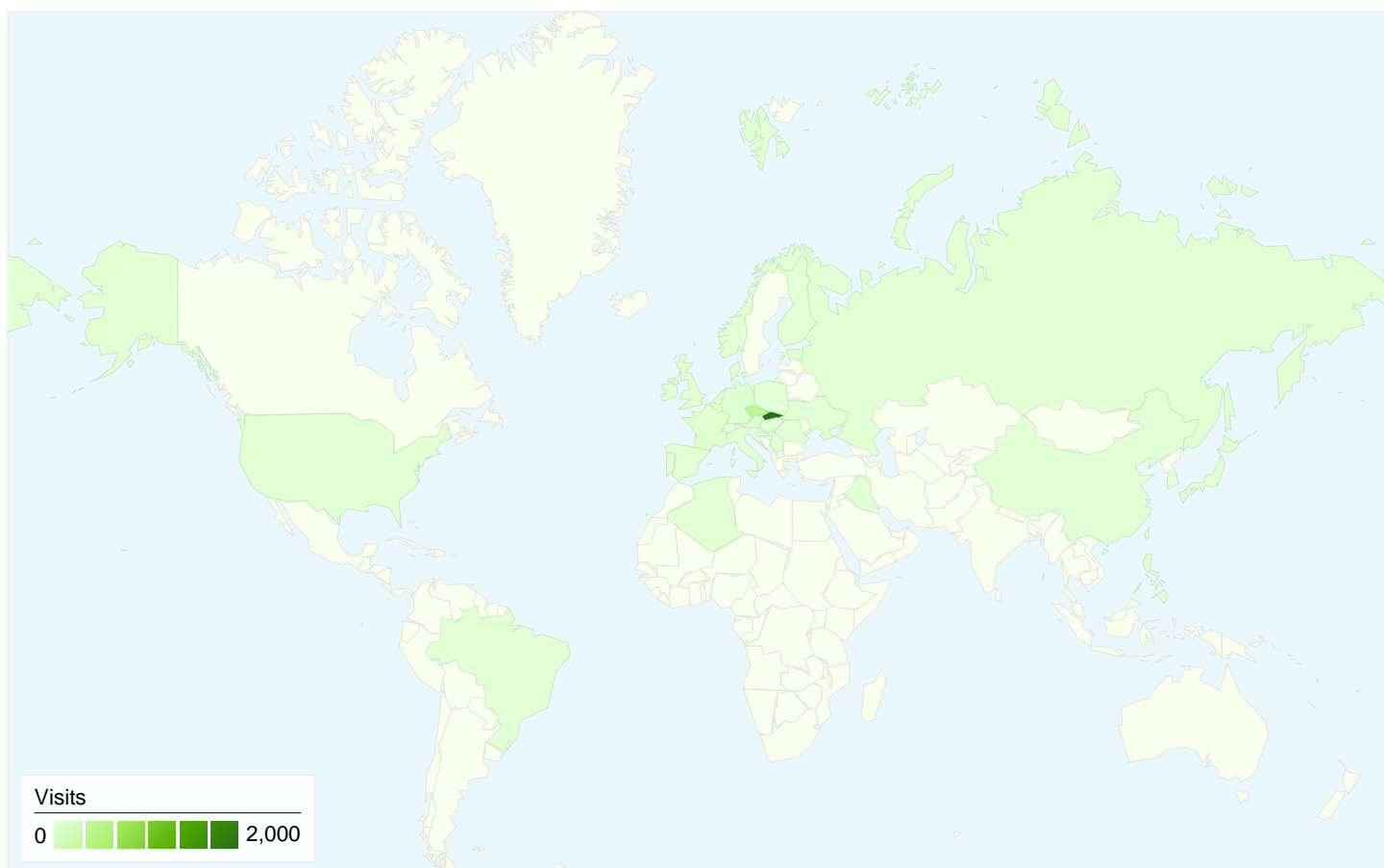


TABLE OF CONTENTS

Map Overlay	1
Browsers	3
Screen Resolutions	5
Visitor Loyalty	7
Visitor Recency	9
All Traffic Sources	11
Keywords	15
Content by Title	19
Event Tracking Category:	26
Event Tracking Category:	33
Goal Verification	34

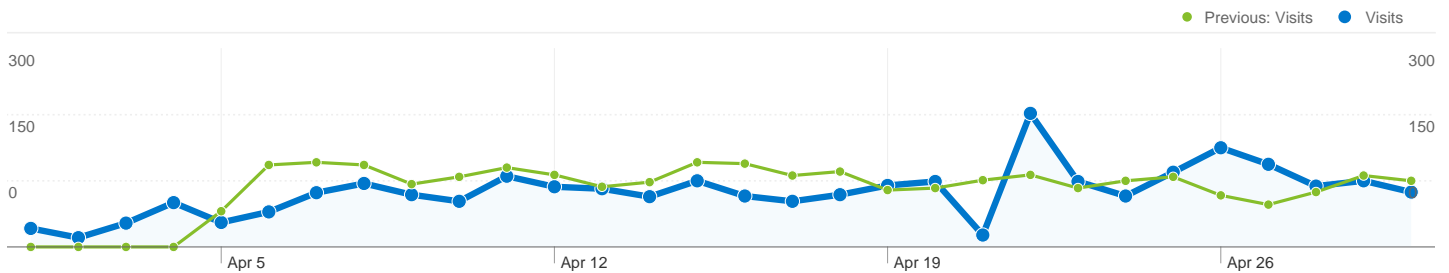


2,499 visits came from 34 countries/territories

Site Usage

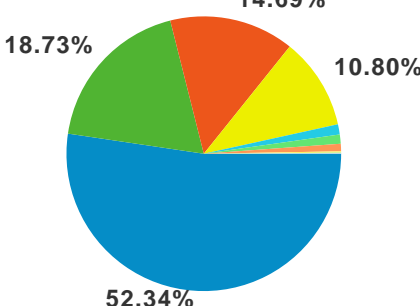
Visits 2,499 Previous: 2,742 (-8.86%)	Pages/Visit 3.62 Previous: 3.30 (9.76%)	Avg. Time on Site 00:07:39 Previous: 00:09:44 (-21.42%)	% New Visits 59.18% Previous: 52.84% (12.00%)	Bounce Rate 62.46% Previous: 55.94% (11.66%)	
Country/Territory	Visits	Pages/Visit	Avg. Time on Site	% New Visits	Bounce Rate
Slovakia					
April 1, 2010 - April 30, 2010	2,000	4.00	00:08:41	58.70%	59.50%
March 1, 2010 - March 31, 2010	2,256	3.17	00:10:02	55.14%	56.69%
% Change	-11.35%	26.09%	-13.32%	6.45%	4.95%
Czech Republic					
April 1, 2010 - April 30, 2010	393	2.05	00:02:11	59.54%	78.37%
March 1, 2010 - March 31, 2010	225	2.72	00:03:52	49.33%	62.67%
% Change	74.67%	-24.79%	-43.62%	20.69%	25.06%
Germany					
April 1, 2010 - April 30, 2010	23	2.22	00:07:33	69.57%	52.17%



March 1, 2010 - March 31, 2010	23	1.09	00:00:04	30.43%	91.30%
% Change	0.00%	104.00%	12,592.68%	128.57%	-42.86%
France					
April 1, 2010 - April 30, 2010	19	1.79	00:28:56	26.32%	36.84%
March 1, 2010 - March 31, 2010	46	8.00	00:23:18	13.04%	15.22%
% Change	-58.70%	-77.63%	24.17%	101.75%	142.11%
United Kingdom					
April 1, 2010 - April 30, 2010	16	2.00	00:02:06	81.25%	62.50%
March 1, 2010 - March 31, 2010	29	2.62	00:10:04	55.17%	62.07%
% Change	-44.83%	-23.68%	-79.15%	47.27%	0.69%
United States					
April 1, 2010 - April 30, 2010	9	2.33	00:00:34	66.67%	55.56%
March 1, 2010 - March 31, 2010	23	3.61	00:05:36	52.17%	30.43%
% Change	-60.87%	-35.34%	-89.76%	27.78%	82.54%
Russia					
April 1, 2010 - April 30, 2010	5	1.00	00:00:00	100.00%	100.00%
March 1, 2010 - March 31, 2010	8	2.62	00:03:31	87.50%	75.00%
% Change	-37.50%	-61.90%	-100.00%	14.29%	33.33%
China					
April 1, 2010 - April 30, 2010	5	1.00	00:00:18	20.00%	60.00%
March 1, 2010 - March 31, 2010	76	7.68	00:18:38	2.63%	28.95%
% Change	-93.42%	-86.99%	-98.39%	660.00%	107.27%
(not set)					
April 1, 2010 - April 30, 2010	4	1.00	00:00:00	75.00%	100.00%
March 1, 2010 - March 31, 2010	5	1.60	00:03:34	100.00%	40.00%
% Change	-20.00%	-37.50%	-100.00%	-25.00%	150.00%
Ireland					
April 1, 2010 - April 30, 2010	3	1.33	00:00:16	66.67%	66.67%
March 1, 2010 - March 31, 2010	2	1.00	00:00:00	100.00%	100.00%
% Change	50.00%	33.33%	100.00%	-33.33%	-33.33%
1 - 10 of 34					



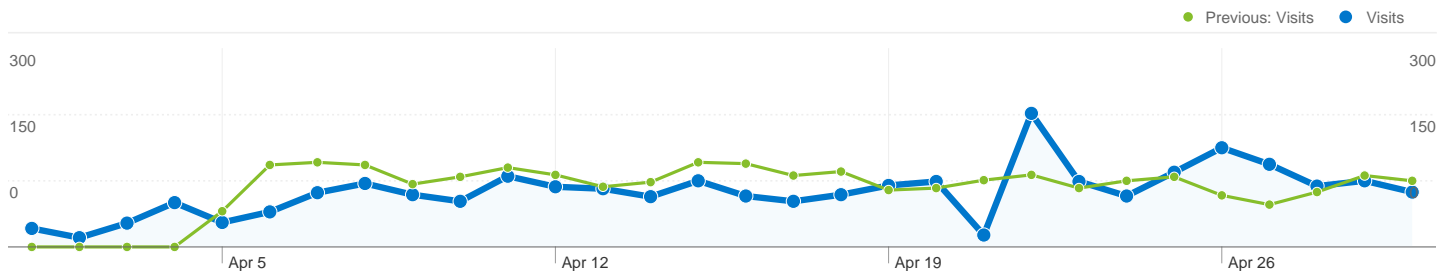
2,499 visits used 13 browsers

Site Usage

Visits 2,499 Previous: 2,742 (-8.86%)	Pages/Visit 3.62 Previous: 3.30 (9.76%)	Avg. Time on Site 00:07:39 Previous: 00:09:44 (-21.42%)	% New Visits 59.18% Previous: 52.84% (12.00%)	Bounce Rate 62.46% Previous: 55.94% (11.66%)
Browser		Visits	Visits	
Firefox				
April 1, 2010 - April 30, 2010		1,308	52.34%	
March 1, 2010 - March 31, 2010		1,423	51.90%	
Opera				
April 1, 2010 - April 30, 2010		468	18.73%	
March 1, 2010 - March 31, 2010		530	19.33%	
Internet Explorer				
April 1, 2010 - April 30, 2010		367	14.69%	
March 1, 2010 - March 31, 2010		369	13.46%	
Chrome				
April 1, 2010 - April 30, 2010		270	10.80%	
March 1, 2010 - March 31, 2010		314	11.45%	
Mozilla				
April 1, 2010 - April 30, 2010		30	1.20%	
March 1, 2010 - March 31, 2010		32	1.17%	
Safari				
April 1, 2010 - April 30, 2010		27	1.08%	
March 1, 2010 - March 31, 2010		53	1.93%	
Konqueror				
April 1, 2010 - April 30, 2010		22	0.88%	
March 1, 2010 - March 31, 2010		16	0.58%	
Opera Mini				

April 1, 2010 - April 30, 2010	4	0.16%
March 1, 2010 - March 31, 2010	3	0.11%
 Midori		
April 1, 2010 - April 30, 2010	1	0.04%
March 1, 2010 - March 31, 2010	0	0.00%
 NetFront		
April 1, 2010 - April 30, 2010	1	0.04%
March 1, 2010 - March 31, 2010	0	0.00%



1 - 10 of 13



2,499 visits used 87 screen resolutions





















Site Usage









Visits 2,499 Previous: 2,742 (-8.86%)	Pages/Visit 3.62 Previous: 3.30 (9.76%)	Avg. Time on Site 00:07:39 Previous: 00:09:44 (-21.42%)	% New Visits 59.18% Previous: 52.84% (12.00%)	Bounce Rate 62.46% Previous: 55.94% (11.66%)
Screen Resolution	Visits	Visits	Visits	
1280x1024				
April 1, 2010 - April 30, 2010	511	20.45%		
March 1, 2010 - March 31, 2010	517	18.85%		
1280x800				
April 1, 2010 - April 30, 2010	412	16.49%		
March 1, 2010 - March 31, 2010	417	15.21%		
1024x768				
April 1, 2010 - April 30, 2010	401	16.05%		
March 1, 2010 - March 31, 2010	423	15.43%		
1680x1050				
April 1, 2010 - April 30, 2010	250	10.00%		
March 1, 2010 - March 31, 2010	308	11.23%		
1440x900				
April 1, 2010 - April 30, 2010	204	8.16%		
March 1, 2010 - March 31, 2010	285	10.39%		
1920x1080				
April 1, 2010 - April 30, 2010	155	6.20%		
March 1, 2010 - March 31, 2010	120	4.38%		
1366x768				
April 1, 2010 - April 30, 2010	95	3.80%		
March 1, 2010 - March 31, 2010	80	2.92%		
1920x1200				

April 1, 2010 - April 30, 2010	70	2.80%
March 1, 2010 - March 31, 2010	73	2.66%
 1152x864		
April 1, 2010 - April 30, 2010	54	2.16%
March 1, 2010 - March 31, 2010	50	1.82%
 (not set)		
April 1, 2010 - April 30, 2010	53	2.12%
March 1, 2010 - March 31, 2010	146	5.32%





















1 - 10 of 87

Most visits repeated: 1 times

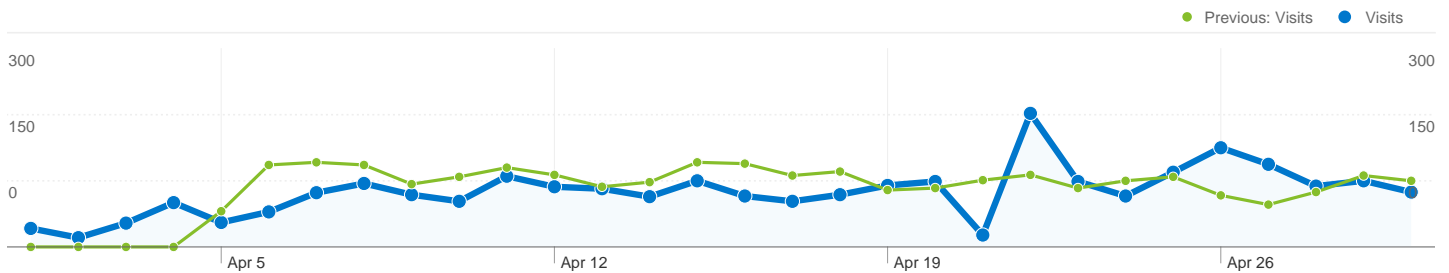
Count of visits from this visitor including current	Visits that were the visitor's nth visit	Percentage of all visits
1 times		
Mar 1, 2010 - Mar 31, 2010	1,449.00	 52.84%
Apr 1, 2010 - Apr 30, 2010	1,479.00	 59.18%
2 times		
Mar 1, 2010 - Mar 31, 2010	246.00	 8.97%
Apr 1, 2010 - Apr 30, 2010	217.00	 8.68%
3 times		
Mar 1, 2010 - Mar 31, 2010	106.00	 3.87%
Apr 1, 2010 - Apr 30, 2010	95.00	 3.80%
4 times		
Mar 1, 2010 - Mar 31, 2010	80.00	 2.92%
Apr 1, 2010 - Apr 30, 2010	52.00	 2.08%
5 times		
Mar 1, 2010 - Mar 31, 2010	61.00	 2.22%
Apr 1, 2010 - Apr 30, 2010	39.00	 1.56%
6 times		
Mar 1, 2010 - Mar 31, 2010	48.00	 1.75%
Apr 1, 2010 - Apr 30, 2010	30.00	 1.20%
7 times		
Mar 1, 2010 - Mar 31, 2010	42.00	 1.53%
Apr 1, 2010 - Apr 30, 2010	26.00	 1.04%
8 times		
Mar 1, 2010 - Mar 31, 2010	35.00	 1.28%
Apr 1, 2010 - Apr 30, 2010	24.00	 0.96%
9-14 times		
Mar 1, 2010 - Mar 31, 2010	120.00	 4.38%
Apr 1, 2010 - Apr 30, 2010	101.00	 4.04%
15-25 times		
Mar 1, 2010 - Mar 31, 2010	155.00	 5.65%
Apr 1, 2010 - Apr 30, 2010	84.00	 3.36%

26-50 times		
Mar 1, 2010 - Mar 31, 2010	223.00	 8.13%
Apr 1, 2010 - Apr 30, 2010	84.00	 3.36%
51-100 times		
Mar 1, 2010 - Mar 31, 2010	140.00	 5.11%
Apr 1, 2010 - Apr 30, 2010	185.00	 7.40%
101-200 times		
Mar 1, 2010 - Mar 31, 2010	13.00	 0.47%
Apr 1, 2010 - Apr 30, 2010	48.00	 1.92%
201+ times		
Mar 1, 2010 - Mar 31, 2010	24.00	 0.88%
Apr 1, 2010 - Apr 30, 2010	35.00	 1.40%

For most visits the previous visit happened: 0 days ago

Previous visit was tracked	Total visits by period	Percentage of all visits
First visit		
Mar 1, 2010 - Mar 31, 2010	1,449.00	 52.84%
Apr 1, 2010 - Apr 30, 2010	1,479.00	 59.18%
Same day		
Mar 1, 2010 - Mar 31, 2010	942.00	 34.35%
Apr 1, 2010 - Apr 30, 2010	685.00	 27.41%
1 days ago		
Mar 1, 2010 - Mar 31, 2010	148.00	 5.40%
Apr 1, 2010 - Apr 30, 2010	111.00	 4.44%
2 days ago		
Mar 1, 2010 - Mar 31, 2010	55.00	 2.01%
Apr 1, 2010 - Apr 30, 2010	46.00	 1.84%
3 days ago		
Mar 1, 2010 - Mar 31, 2010	35.00	 1.28%
Apr 1, 2010 - Apr 30, 2010	27.00	 1.08%
4 days ago		
Mar 1, 2010 - Mar 31, 2010	22.00	 0.80%
Apr 1, 2010 - Apr 30, 2010	16.00	 0.64%
5 days ago		
Mar 1, 2010 - Mar 31, 2010	15.00	 0.55%
Apr 1, 2010 - Apr 30, 2010	13.00	 0.52%
6 days ago		
Mar 1, 2010 - Mar 31, 2010	18.00	 0.66%
Apr 1, 2010 - Apr 30, 2010	8.00	 0.32%
7 days ago		
Mar 1, 2010 - Mar 31, 2010	7.00	 0.26%
Apr 1, 2010 - Apr 30, 2010	10.00	 0.40%
8-14 days ago		
Mar 1, 2010 - Mar 31, 2010	23.00	 0.84%
Apr 1, 2010 - Apr 30, 2010	40.00	 1.60%
15-30 days ago		

Mar 1, 2010 - Mar 31, 2010	6.00	0.22%
Apr 1, 2010 - Apr 30, 2010	34.00	1.36%
31-60 days ago		
Mar 1, 2010 - Mar 31, 2010	0.00	0.00%
Apr 1, 2010 - Apr 30, 2010	22.00	0.88%
121-364 days ago		
Mar 1, 2010 - Mar 31, 2010	20.00	0.73%
Apr 1, 2010 - Apr 30, 2010	6.00	0.24%
365+ days ago		
Mar 1, 2010 - Mar 31, 2010	2.00	0.07%
Apr 1, 2010 - Apr 30, 2010	2.00	0.08%



All traffic sources sent 2,499 visits via 103 sources and mediums

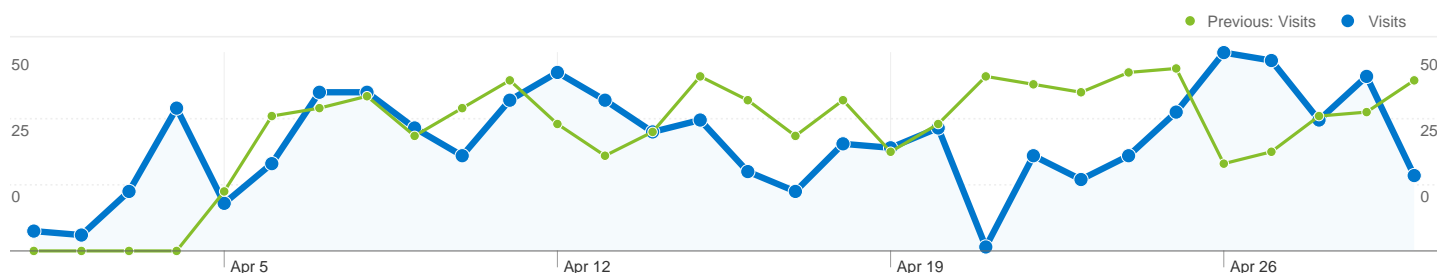
Site Usage

Visits 2,499 Previous: 2,742 (-8.86%)	Pages/Visit 3.62 Previous: 3.30 (9.76%)	Avg. Time on Site 00:07:39 Previous: 00:09:44 (-21.42%)	% New Visits 59.18% Previous: 52.84% (12.00%)	Bounce Rate 62.46% Previous: 55.94% (11.66%)		
Source/Medium		Visits	Pages/Visit	Avg. Time on Site	% New Visits	Bounce Rate
(direct) / (none)						
April 1, 2010 - April 30, 2010		960	4.66	00:12:59	46.25%	62.81%
March 1, 2010 - March 31, 2010		992	3.15	00:18:32	36.09%	54.23%
% Change		-3.23%	48.04%	-29.93%	28.16%	15.82%
google / organic						
April 1, 2010 - April 30, 2010		814	3.04	00:04:17	72.11%	65.11%
March 1, 2010 - March 31, 2010		919	2.96	00:03:38	75.63%	64.64%
% Change		-11.43%	2.89%	17.80%	-4.64%	0.74%
sk.wikipedia.org / referral						
April 1, 2010 - April 30, 2010		132	5.82	00:07:21	68.94%	61.36%
March 1, 2010 - March 31, 2010		92	3.82	00:03:34	54.35%	66.30%
% Change		43.48%	52.50%	106.27%	26.85%	-7.45%
zive.cz / referral						
April 1, 2010 - April 30, 2010		130	1.49	00:00:56	93.85%	85.38%
March 1, 2010 - March 31, 2010		0	0.00	00:00:00	0.00%	0.00%
% Change		100.00%	100.00%	100.00%	100.00%	100.00%
forum.boinc.sk / referral						
April 1, 2010 - April 30, 2010		67	2.31	00:02:52	23.88%	34.33%
March 1, 2010 - March 31, 2010		233	3.90	00:07:08	7.73%	42.06%
% Change		-71.24%	-40.70%	-59.88%	209.12%	-18.38%
boinc.bakerlab.org / referral						
April 1, 2010 - April 30, 2010		51	1.92	00:06:38	0.00%	7.84%

March 1, 2010 - March 31, 2010	45	2.29	00:04:18	4.44%	4.44%
% Change	13.33%	-16.05%	54.17%	-100.00%	76.47%
skoda.panda.cz / referral					
April 1, 2010 - April 30, 2010	35	1.86	00:03:54	34.29%	74.29%
March 1, 2010 - March 31, 2010	0	0.00	00:00:00	0.00%	0.00%
% Change	100.00%	100.00%	100.00%	100.00%	100.00%
einstein.phys.uwm.edu / referral					
April 1, 2010 - April 30, 2010	25	4.24	00:01:54	8.00%	60.00%
March 1, 2010 - March 31, 2010	28	11.43	00:17:59	7.14%	3.57%
% Change	-10.71%	-62.90%	-89.45%	12.00%	1,580.00%
projekty.czechnationalteam.cz / referral					
April 1, 2010 - April 30, 2010	22	1.64	00:03:05	81.82%	77.27%
March 1, 2010 - March 31, 2010	25	1.12	00:01:17	92.00%	76.00%
% Change	-12.00%	46.10%	139.72%	-11.07%	1.67%
hronskeklacany.sk / referral					
April 1, 2010 - April 30, 2010	20	1.85	00:07:14	5.00%	5.00%
March 1, 2010 - March 31, 2010	25	1.60	00:04:23	16.00%	28.00%
% Change	-20.00%	15.62%	64.77%	-68.75%	-82.14%
peticieochranaprirody.estranky.sk / referral					
April 1, 2010 - April 30, 2010	19	1.47	00:01:19	100.00%	73.68%
March 1, 2010 - March 31, 2010	20	1.40	00:01:39	100.00%	75.00%
% Change	-5.00%	5.26%	-19.53%	0.00%	-1.75%
zoznam.sk / referral					
April 1, 2010 - April 30, 2010	19	2.32	00:00:45	84.21%	57.89%
March 1, 2010 - March 31, 2010	24	3.96	00:02:11	91.67%	41.67%
% Change	-20.83%	-41.50%	-65.92%	-8.13%	38.95%
hojko.com / referral					
April 1, 2010 - April 30, 2010	18	3.61	00:05:43	72.22%	55.56%
March 1, 2010 - March 31, 2010	49	5.18	00:08:29	77.55%	53.06%
% Change	-63.27%	-30.34%	-32.66%	-6.87%	4.70%
facebook.com / referral					
April 1, 2010 - April 30, 2010	16	2.19	00:03:25	62.50%	68.75%
March 1, 2010 - March 31, 2010	30	6.57	00:13:12	83.33%	50.00%
% Change	-46.67%	-66.69%	-74.12%	-25.00%	37.50%
marpes.info / referral					
April 1, 2010 - April 30, 2010	16	1.75	00:00:18	93.75%	81.25%

March 1, 2010 - March 31, 2010	8	1.00	00:00:00	87.50%	100.00%
% Change	100.00%	75.00%	100.00%	7.14%	-18.75%
forum.mtbiker.sk / referral					
April 1, 2010 - April 30, 2010	11	1.45	00:00:11	100.00%	72.73%
March 1, 2010 - March 31, 2010	19	1.42	00:00:11	94.74%	84.21%
% Change	-42.11%	2.36%	2.96%	5.56%	-13.64%
google.com / referral					
April 1, 2010 - April 30, 2010	11	1.55	00:40:18	0.00%	36.36%
March 1, 2010 - March 31, 2010	0	0.00	00:00:00	0.00%	0.00%
% Change	100.00%	100.00%	100.00%	0.00%	100.00%
motoride.sk / referral					
April 1, 2010 - April 30, 2010	9	4.00	00:12:46	44.44%	55.56%
March 1, 2010 - March 31, 2010	1	1.00	00:00:00	100.00%	100.00%
% Change	800.00%	300.00%	100.00%	-55.56%	-44.44%
ufoglobal.mysteria.cz / referral					
April 1, 2010 - April 30, 2010	9	1.00	00:00:01	100.00%	88.89%
March 1, 2010 - March 31, 2010	9	1.56	00:00:14	88.89%	77.78%
% Change	0.00%	-35.71%	-95.08%	12.50%	14.29%
climateapps2.oucs.ox.ac.uk / referral					
April 1, 2010 - April 30, 2010	7	2.57	00:03:10	0.00%	14.29%
March 1, 2010 - March 31, 2010	1	2.00	00:00:36	100.00%	0.00%
% Change	600.00%	28.57%	427.78%	-100.00%	100.00%
images.google.sk / referral					
April 1, 2010 - April 30, 2010	7	1.29	00:01:41	100.00%	57.14%
March 1, 2010 - March 31, 2010	10	1.40	00:00:08	100.00%	80.00%
% Change	-30.00%	-8.16%	1,102.38%	0.00%	-28.57%
search / organic					
April 1, 2010 - April 30, 2010	7	5.71	00:01:20	100.00%	85.71%
March 1, 2010 - March 31, 2010	9	1.22	00:01:12	88.89%	55.56%
% Change	-22.22%	367.53%	11.34%	12.50%	54.29%
pcforum.sk / referral					
April 1, 2010 - April 30, 2010	6	1.17	> 00:00:00	100.00%	83.33%
March 1, 2010 - March 31, 2010	0	0.00	00:00:00	0.00%	0.00%
% Change	100.00%	100.00%	100.00%	100.00%	100.00%
cnl.sk / referral					
April 1, 2010 - April 30, 2010	5	1.00	00:00:00	100.00%	100.00%

March 1, 2010 - March 31, 2010	0	0.00	00:00:00	0.00%	0.00%
% Change	100.00%	100.00%	0.00%	100.00%	100.00%
cnl.tuke.sk / referral					
April 1, 2010 - April 30, 2010	5	1.40	00:03:02	80.00%	60.00%
March 1, 2010 - March 31, 2010	0	0.00	00:00:00	0.00%	0.00%
% Change	100.00%	100.00%	100.00%	100.00%	100.00%
1 - 25 of 103					



Search sent 828 total visits via 901 keywords

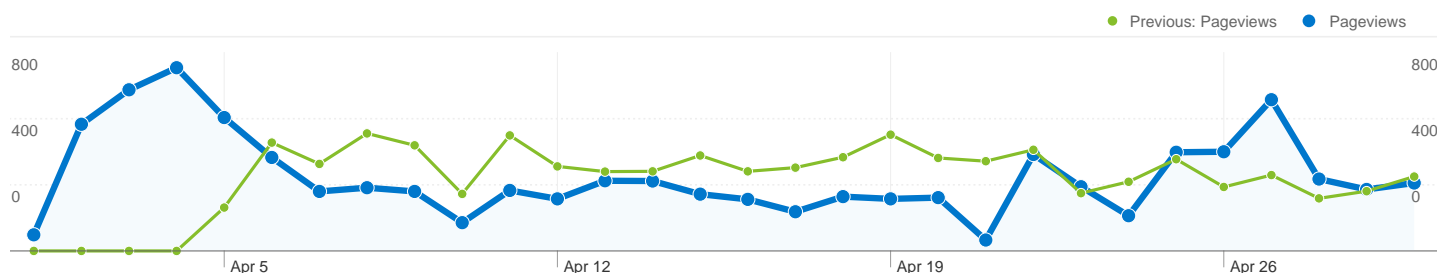
Site Usage

Visits 828 Previous: 943 (-12.20%)	Pages/Visit 3.06 Previous: 2.92 (4.74%)	Avg. Time on Site 00:04:14 Previous: 00:03:34 (18.83%)	% New Visits 72.58% Previous: 76.14% (-4.67%)	Bounce Rate 65.34% Previous: 64.58% (1.17%)		
Keyword		Visits	Pages/Visit	Avg. Time on Site	% New Visits	Bounce Rate
boinc						
April 1, 2010 - April 30, 2010		49	4.35	00:04:11	77.55%	30.61%
March 1, 2010 - March 31, 2010		99	5.33	00:05:37	67.68%	26.26%
% Change		-50.51%	-18.49%	-25.73%	14.59%	16.56%
nvidia cuda						
April 1, 2010 - April 30, 2010		39	1.03	00:00:01	15.38%	97.44%
March 1, 2010 - March 31, 2010		62	1.15	00:01:45	8.06%	88.71%
% Change		-37.10%	-10.44%	-99.12%	90.77%	9.84%
chernobyl dnes						
April 1, 2010 - April 30, 2010		34	6.29	00:19:36	70.59%	26.47%
March 1, 2010 - March 31, 2010		19	6.95	00:16:24	78.95%	31.58%
% Change		78.95%	-9.40%	19.45%	-10.59%	-16.18%
minitýmý boinc.sk						
April 1, 2010 - April 30, 2010		33	1.58	00:00:59	0.00%	84.85%
March 1, 2010 - March 31, 2010		32	1.62	00:01:07	0.00%	62.50%
% Change		3.12%	-3.03%	-11.95%	0.00%	35.76%
cuda						
April 1, 2010 - April 30, 2010		21	1.33	00:00:12	90.48%	76.19%
March 1, 2010 - March 31, 2010		7	1.00	00:00:00	100.00%	100.00%
% Change		200.00%	33.33%	100.00%	-9.52%	-23.81%
ako sa dostať do černobylu						
April 1, 2010 - April 30, 2010		16	1.19	00:01:32	12.50%	87.50%

March 1, 2010 - March 31, 2010	0	0.00	00:00:00	0.00%	0.00%
% Change	100.00%	100.00%	100.00%	100.00%	100.00%
uvaha o buducnosti					
April 1, 2010 - April 30, 2010	15	1.00	00:00:00	86.67%	100.00%
March 1, 2010 - March 31, 2010	32	1.03	00:00:00	96.88%	100.00%
% Change	-53.12%	-3.03%	0.00%	-10.54%	0.00%
lhc@home					
April 1, 2010 - April 30, 2010	14	4.86	00:02:56	28.57%	35.71%
March 1, 2010 - March 31, 2010	0	0.00	00:00:00	0.00%	0.00%
% Change	100.00%	100.00%	100.00%	100.00%	100.00%
boinc.sk					
April 1, 2010 - April 30, 2010	12	20.33	00:25:13	41.67%	8.33%
March 1, 2010 - March 31, 2010	19	12.79	00:12:42	47.37%	15.79%
% Change	-36.84%	58.98%	98.69%	-12.04%	-47.22%
boinc manager					
April 1, 2010 - April 30, 2010	11	1.27	00:01:44	27.27%	63.64%
March 1, 2010 - March 31, 2010	12	3.17	00:07:53	16.67%	75.00%
% Change	-8.33%	-59.81%	-78.07%	63.64%	-15.15%
vybuchol cernobyl po druhy krat???					
April 1, 2010 - April 30, 2010	10	1.80	00:06:13	10.00%	70.00%
March 1, 2010 - March 31, 2010	0	0.00	00:00:00	0.00%	0.00%
% Change	100.00%	100.00%	100.00%	100.00%	100.00%
cernobylska tragedia					
April 1, 2010 - April 30, 2010	9	2.78	00:12:45	88.89%	55.56%
March 1, 2010 - March 31, 2010	2	5.00	00:12:36	100.00%	50.00%
% Change	350.00%	-44.44%	1.16%	-11.11%	11.11%
cesta do cernobylu					
April 1, 2010 - April 30, 2010	8	3.00	00:07:41	37.50%	37.50%
March 1, 2010 - March 31, 2010	0	0.00	00:00:00	0.00%	0.00%
% Change	100.00%	100.00%	100.00%	100.00%	100.00%
boinc sk					
April 1, 2010 - April 30, 2010	7	16.00	00:19:05	0.00%	14.29%
March 1, 2010 - March 31, 2010	5	14.80	00:16:56	80.00%	20.00%
% Change	40.00%	8.11%	12.76%	-100.00%	-28.57%
nove technologie					
April 1, 2010 - April 30, 2010	7	1.00	00:00:00	100.00%	100.00%

March 1, 2010 - March 31, 2010	10	1.10	00:00:01	100.00%	90.00%
% Change	-30.00%	-9.09%	-100.00%	0.00%	11.11%
seti					
April 1, 2010 - April 30, 2010	7	8.14	00:04:07	71.43%	14.29%
March 1, 2010 - March 31, 2010	7	2.57	00:00:43	71.43%	42.86%
% Change	0.00%	216.67%	472.52%	0.00%	-66.67%
vylet do cernobylu					
April 1, 2010 - April 30, 2010	7	7.86	00:12:37	57.14%	42.86%
March 1, 2010 - March 31, 2010	0	0.00	00:00:00	0.00%	0.00%
% Change	100.00%	100.00%	100.00%	100.00%	100.00%
boinc gpu					
April 1, 2010 - April 30, 2010	6	9.33	00:11:40	16.67%	0.00%
March 1, 2010 - March 31, 2010	0	0.00	00:00:00	0.00%	0.00%
% Change	100.00%	100.00%	100.00%	100.00%	0.00%
lhc					
April 1, 2010 - April 30, 2010	6	7.50	00:09:12	100.00%	50.00%
March 1, 2010 - March 31, 2010	20	1.25	00:02:19	75.00%	75.00%
% Change	-70.00%	500.00%	297.55%	33.33%	-33.33%
seti@home					
April 1, 2010 - April 30, 2010	6	5.33	00:02:03	66.67%	33.33%
March 1, 2010 - March 31, 2010	12	6.42	00:05:08	91.67%	33.33%
% Change	-50.00%	-16.88%	-60.12%	-27.27%	0.00%
sha1					
April 1, 2010 - April 30, 2010	6	2.00	00:00:53	66.67%	33.33%
March 1, 2010 - March 31, 2010	3	1.33	00:00:32	100.00%	66.67%
% Change	100.00%	50.00%	66.15%	-33.33%	-50.00%
klimatológia					
April 1, 2010 - April 30, 2010	5	2.80	00:01:29	40.00%	40.00%
March 1, 2010 - March 31, 2010	3	2.33	00:00:11	66.67%	66.67%
% Change	66.67%	20.00%	705.45%	-40.00%	-40.00%
regionálny model					
April 1, 2010 - April 30, 2010	5	1.20	00:00:42	80.00%	80.00%
March 1, 2010 - March 31, 2010	0	0.00	00:00:00	0.00%	0.00%
% Change	100.00%	100.00%	100.00%	100.00%	100.00%
cuda nvidia					
April 1, 2010 - April 30, 2010	4	2.00	00:04:57	100.00%	50.00%

March 1, 2010 - March 31, 2010	3	1.00	00:00:00	66.67%	100.00%
% Change	33.33%	100.00%	100.00%	50.00%	-50.00%
galakticka os					
April 1, 2010 - April 30, 2010	4	1.00	00:00:00	25.00%	100.00%
March 1, 2010 - March 31, 2010	0	0.00	00:00:00	0.00%	0.00%
% Change	100.00%	100.00%	0.00%	100.00%	100.00%
1 - 25 of 901					



321 page titles were viewed a total of 9,041 times

Content Performance

Pageviews 9,041 Previous: 9,038 (0.03%)	Unique Pageviews 4,161 Previous: 5,769 (-27.87%)	Avg. Time on Page 00:02:50 Previous: 00:04:14 (-33.02%)	Bounce Rate 62.57% Previous: 56.05% (11.63%)	% Exit 27.60% Previous: 30.28% (-8.87%)	\$ Index €0.00 Previous: €0.00 (0.00%)		
Page Title		Pageviews	Unique Pageviews	Avg. Time on Page	Bounce Rate	% Exit	\$ Index
BOINC.SK naše počítače pomáhajú rozvoju ľudstva							
April 1, 2010 - April 30, 2010		3,784	1,218	00:02:08	46.74%	20.22%	€0.00
March 1, 2010 - March 31, 2010		2,674	1,811	00:09:09	42.62%	37.36%	€0.00
% Change		41.51%	-32.74%	-76.64%	9.66%	-45.89%	0.00%
Moja návšteva Černobyľu BOINC.SK							
April 1, 2010 - April 30, 2010		2,400	674	00:04:58	67.43%	26.46%	€0.00
March 1, 2010 - March 31, 2010		1,740	531	00:03:48	63.73%	27.93%	€0.00
% Change		37.93%	26.93%	30.52%	5.80%	-5.27%	0.00%
Rosetta prezentuje minuloročné výsledky BOINC.SK							
April 1, 2010 - April 30, 2010		171	167	00:04:47	87.35%	86.55%	€0.00
March 1, 2010 - March 31, 2010		3	3	00:00:00	100.00%	100.00%	€0.00
% Change		5,600.00%	5,466.67%	100.00%	-12.65%	-13.45%	0.00%
Simulácia fúzneho reaktora u vás doma BOINC.SK							
April 1, 2010 - April 30, 2010		140	98	00:05:14	72.73%	54.29%	€0.00
March 1, 2010 - March 31, 2010		240	188	00:05:22	75.68%	55.00%	€0.00
% Change		-41.67%	-47.87%	-2.45%	-3.90%	-1.30%	0.00%
Stiahnite si BOINC.SK							
April 1, 2010 - April 30, 2010		112	93	00:00:29	0.00%	13.39%	€0.00
March 1, 2010 - March 31, 2010		199	159	00:00:39	50.00%	15.58%	€0.00
% Change		-43.72%	-41.51%	-23.66%	-100.00%	-14.03%	0.00%

Máme sa báť rádioaktivity? BOINC.SK						
April 1, 2010 - April 30, 2010	110	54	00:02:04	69.57%	40.91%	€0.00
March 1, 2010 - March 31, 2010	121	73	00:02:58	65.00%	33.88%	€0.00
% Change	-9.09%	-26.03%	-30.27%	7.02%	20.73%	0.00%
CUDA (Nvidia GPU) BOINC.SK						
April 1, 2010 - April 30, 2010	97	89	00:00:39	84.88%	80.41%	€0.00
March 1, 2010 - March 31, 2010	90	82	00:07:27	85.19%	84.44%	€0.00
% Change	7.78%	8.54%	-91.26%	-0.35%	-4.77%	0.00%
SETI@Home BOINC.SK						
April 1, 2010 - April 30, 2010	79	56	00:01:15	33.33%	29.11%	€0.00
March 1, 2010 - March 31, 2010	89	73	00:06:51	53.49%	44.94%	€0.00
% Change	-11.24%	-23.29%	-81.77%	-37.68%	-35.22%	0.00%
O time BOINC.SK BOINC.SK						
April 1, 2010 - April 30, 2010	70	61	00:02:59	25.00%	24.29%	€0.00
March 1, 2010 - March 31, 2010	77	65	00:02:12	0.00%	24.68%	€0.00
% Change	-9.09%	-6.15%	35.73%	100.00%	-1.58%	0.00%
ABC@home BOINC.SK						
April 1, 2010 - April 30, 2010	69	63	00:03:04	90.91%	65.22%	€0.00
March 1, 2010 - March 31, 2010	42	36	00:02:19	0.00%	2.38%	€0.00
% Change	64.29%	75.00%	32.44%	100.00%	2,639.13%	0.00%
Aktuálne články BOINC.SK						
April 1, 2010 - April 30, 2010	51	38	00:00:29	66.67%	11.76%	€0.00
March 1, 2010 - March 31, 2010	134	86	00:00:44	0.00%	11.19%	€0.00
% Change	-61.94%	-55.81%	-33.99%	100.00%	5.10%	0.00%
LHC@home BOINC.SK						
April 1, 2010 - April 30, 2010	51	38	00:00:55	35.71%	29.41%	€0.00
March 1, 2010 - March 31, 2010	33	30	00:01:20	81.82%	39.39%	€0.00
% Change	54.55%	26.67%	-30.65%	-56.35%	-25.34%	0.00%
Úvaha o budúcnosti gravitačnej fyziky BOINC.SK						
April 1, 2010 - April 30, 2010	48	46	00:02:33	93.33%	89.58%	€0.00
March 1, 2010 - March 31, 2010	90	83	00:03:26	95.71%	80.00%	€0.00
% Change	-46.67%	-44.58%	-25.93%	-2.49%	11.98%	0.00%
User locations BOINC.SK						
April 1, 2010 - April 30, 2010	45	40	00:01:21	0.00%	22.22%	€0.00
March 1, 2010 - March 31, 2010	113	78	00:03:02	28.57%	13.27%	€0.00

% Change	-60.18%	-48.72%	-55.66%	-100.00%	67.41%	0.00%
Einstein@Home BOINC.SK						
April 1, 2010 - April 30, 2010	43	35	00:04:55	88.89%	32.56%	€0.00
March 1, 2010 - March 31, 2010	72	58	00:02:08	22.22%	20.83%	€0.00
% Change	-40.28%	-39.66%	130.86%	300.00%	56.28%	0.00%
Základy klimatológie BOINC.SK						
April 1, 2010 - April 30, 2010	43	30	00:07:11	78.57%	67.44%	€0.00
March 1, 2010 - March 31, 2010	26	22	00:01:47	83.33%	69.23%	€0.00
% Change	65.38%	36.36%	301.13%	-5.71%	-2.58%	0.00%
Čo presne rátame v projekte MilkyWay@home? (alebo aj inak - vedecké pozadie polopatisticky) BOINC.SK						
April 1, 2010 - April 30, 2010	43	40	00:12:12	71.05%	81.40%	€0.00
March 1, 2010 - March 31, 2010	50	45	00:08:25	72.50%	76.00%	€0.00
% Change	-14.00%	-11.11%	44.83%	-2.00%	7.10%	0.00%
Collatz Conjecture BOINC.SK						
April 1, 2010 - April 30, 2010	41	34	00:05:31	33.33%	26.83%	€0.00
March 1, 2010 - March 31, 2010	35	31	00:01:05	40.00%	40.00%	€0.00
% Change	17.14%	9.68%	409.79%	-16.67%	-32.93%	0.00%
Tímové aktuality BOINC.SK						
April 1, 2010 - April 30, 2010	40	24	00:02:03	0.00%	32.50%	€0.00
March 1, 2010 - March 31, 2010	0	0	00:00:00	0.00%	0.00%	€0.00
% Change	100.00%	100.00%	100.00%	0.00%	100.00%	0.00%
Používateľský účet BOINC.SK						
April 1, 2010 - April 30, 2010	38	16	00:00:49	0.00%	5.26%	€0.00
March 1, 2010 - March 31, 2010	52	31	00:01:08	100.00%	9.62%	€0.00
% Change	-26.92%	-48.39%	-27.08%	-100.00%	-45.26%	0.00%
Galaktická a hviezdna obývatel'ná zóna BOINC.SK						
April 1, 2010 - April 30, 2010	37	28	00:01:36	66.67%	35.14%	€0.00
March 1, 2010 - March 31, 2010	45	31	00:04:37	82.35%	40.00%	€0.00
% Change	-17.78%	-9.68%	-65.44%	-19.05%	-12.16%	0.00%
Traveling salesman problem BOINC.SK						
April 1, 2010 - April 30, 2010	35	29	00:01:30	80.95%	62.86%	€0.00
March 1, 2010 - March 31, 2010	25	22	00:00:53	82.35%	68.00%	€0.00
% Change	40.00%	31.82%	68.98%	-1.70%	-7.56%	0.00%

Urýchľovače budúcnosti – čo bude po LHC? BOINC.SK						
April 1, 2010 - April 30, 2010	35	31	00:06:11	65.38%	62.86%	€0.00
March 1, 2010 - March 31, 2010	55	50	00:09:04	79.55%	78.18%	€0.00
% Change	-36.36%	-38.00%	-31.71%	-17.80%	-19.60%	0.00%
Nutritious Rice for the World ukončený BOINC.SK						
April 1, 2010 - April 30, 2010	32	30	00:04:33	77.78%	62.50%	€0.00
March 1, 2010 - March 31, 2010	0	0	00:00:00	0.00%	0.00%	€0.00
% Change	100.00%	100.00%	100.00%	100.00%	100.00%	0.00%
GPUGRID BOINC.SK						
April 1, 2010 - April 30, 2010	31	21	00:00:53	0.00%	16.13%	€0.00
March 1, 2010 - March 31, 2010	14	11	00:03:52	0.00%	21.43%	€0.00
% Change	121.43%	90.91%	-76.99%	0.00%	-24.73%	0.00%
MilkyWay@home BOINC.SK						
April 1, 2010 - April 30, 2010	31	22	00:00:55	0.00%	9.68%	€0.00
March 1, 2010 - March 31, 2010	28	25	00:02:43	0.00%	10.71%	€0.00
% Change	10.71%	-12.00%	-66.07%	0.00%	-9.68%	0.00%
World Community Grid BOINC.SK						
April 1, 2010 - April 30, 2010	30	24	00:04:01	100.00%	30.00%	€0.00
March 1, 2010 - March 31, 2010	29	27	00:01:34	40.00%	37.93%	€0.00
% Change	3.45%	-11.11%	156.84%	150.00%	-20.91%	0.00%
Rosetta@home - Tajomstvo bielkovín BOINC.SK						
April 1, 2010 - April 30, 2010	29	21	00:00:21	88.89%	65.52%	€0.00
March 1, 2010 - March 31, 2010	15	10	00:01:12	57.14%	53.33%	€0.00
% Change	93.33%	110.00%	-71.36%	55.56%	22.84%	0.00%
Rosetta@home BOINC.SK						
April 1, 2010 - April 30, 2010	29	23	00:00:35	100.00%	17.24%	€0.00
March 1, 2010 - March 31, 2010	47	34	00:01:27	50.00%	12.77%	€0.00
% Change	-38.30%	-32.35%	-59.92%	100.00%	35.06%	0.00%
Rozdelenie projektov podľa zamerania BOINC.SK						
April 1, 2010 - April 30, 2010	29	9	00:01:05	100.00%	6.90%	€0.00
March 1, 2010 - March 31, 2010	54	21	00:00:28	100.00%	3.70%	€0.00
% Change	-46.30%	-57.14%	134.55%	0.00%	86.21%	0.00%
SHA1 - Collision Search Graz BOINC.SK						
April 1, 2010 - April 30, 2010	29	25	00:00:44	50.00%	41.38%	€0.00

March 1, 2010 - March 31, 2010	16	15	00:01:10	50.00%	18.75%	€0.00
% Change	81.25%	66.67%	-37.80%	0.00%	120.69%	0.00%
AQUA@home BOINC.SK						
April 1, 2010 - April 30, 2010	26	22	00:00:45	0.00%	7.69%	€0.00
March 1, 2010 - March 31, 2010	46	37	00:02:10	0.00%	10.87%	€0.00
% Change	-43.48%	-40.54%	-65.71%	0.00%	-29.23%	0.00%
Enigma@Home BOINC.SK						
April 1, 2010 - April 30, 2010	26	19	00:01:37	0.00%	7.69%	€0.00
March 1, 2010 - March 31, 2010	22	21	00:01:12	100.00%	18.18%	€0.00
% Change	18.18%	-9.52%	34.33%	-100.00%	-57.69%	0.00%
Hľadanie pulzarov prostredníctvom projektu Einstein@Home a rádioteleskopu v Arecibo - prečo a ako? BOINC.SK						
April 1, 2010 - April 30, 2010	26	17	00:04:52	71.43%	53.85%	€0.00
March 1, 2010 - March 31, 2010	73	25	00:01:05	78.57%	27.40%	€0.00
% Change	-64.38%	-32.00%	351.46%	-9.09%	96.54%	0.00%
Orbit@home - skončíme ako dinosauri? BOINC.SK						
April 1, 2010 - April 30, 2010	26	23	00:08:48	75.00%	73.08%	€0.00
March 1, 2010 - March 31, 2010	8	8	00:02:21	100.00%	87.50%	€0.00
% Change	225.00%	187.50%	274.67%	-25.00%	-16.48%	0.00%
Cosmology@Home BOINC.SK						
April 1, 2010 - April 30, 2010	25	17	00:00:35	0.00%	4.00%	€0.00
March 1, 2010 - March 31, 2010	20	15	00:00:47	0.00%	0.00%	€0.00
% Change	25.00%	13.33%	-25.27%	0.00%	100.00%	0.00%
Hľadanie mimozemského života a civilizácií - čo ďalej? BOINC.SK						
April 1, 2010 - April 30, 2010	25	23	00:02:58	70.59%	60.00%	€0.00
March 1, 2010 - March 31, 2010	30	17	00:03:11	50.00%	26.67%	€0.00
% Change	-16.67%	35.29%	-6.84%	41.18%	125.00%	0.00%
Rozdelenie projektov podľa výpočtovej náročnosti BOINC.SK						
April 1, 2010 - April 30, 2010	25	22	00:00:45	0.00%	8.00%	€0.00
March 1, 2010 - March 31, 2010	40	30	00:01:02	33.33%	12.50%	€0.00
% Change	-37.50%	-26.67%	-27.32%	-100.00%	-36.00%	0.00%
Magnetism@home BOINC.SK						
April 1, 2010 - April 30, 2010	24	16	00:01:41	0.00%	12.50%	€0.00
March 1, 2010 - March 31, 2010	19	14	00:01:03	0.00%	0.00%	€0.00

% Change	26.32%	14.29%	59.18%	0.00%	100.00%	0.00%
yoyo@home BOINC.SK						
April 1, 2010 - April 30, 2010	22	16	00:01:54	80.00%	18.18%	€0.00
March 1, 2010 - March 31, 2010	9	8	00:02:54	100.00%	22.22%	€0.00
% Change	144.44%	100.00%	-34.79%	-20.00%	-18.18%	0.00%
Climateprediction.net BOINC.SK						
April 1, 2010 - April 30, 2010	21	15	00:01:45	0.00%	19.05%	€0.00
March 1, 2010 - March 31, 2010	39	34	00:01:43	33.33%	23.08%	€0.00
% Change	-46.15%	-55.88%	1.88%	-100.00%	-17.46%	0.00%
Hydrogen@Home BOINC.SK						
April 1, 2010 - April 30, 2010	21	16	00:00:46	100.00%	4.76%	€0.00
March 1, 2010 - March 31, 2010	19	14	00:00:41	33.33%	26.32%	€0.00
% Change	10.53%	14.29%	10.33%	200.00%	-81.90%	0.00%
Návod na prispievanie na web BOINC.SK						
April 1, 2010 - April 30, 2010	21	21	00:01:39	50.00%	14.29%	€0.00
March 1, 2010 - March 31, 2010	33	30	00:00:31	0.00%	12.12%	€0.00
% Change	-36.36%	-30.00%	221.68%	100.00%	17.86%	0.00%
Oficiálny BOINC Manager BOINC.SK						
April 1, 2010 - April 30, 2010	21	18	00:03:56	40.00%	71.43%	€0.00
March 1, 2010 - March 31, 2010	43	38	00:01:41	40.00%	51.16%	€0.00
% Change	-51.16%	-52.63%	134.27%	0.00%	39.61%	0.00%
Šľak ma ide trafiť... BOINC.SK						
April 1, 2010 - April 30, 2010	21	20	00:02:56	75.00%	38.10%	€0.00
March 1, 2010 - March 31, 2010	42	31	00:03:03	81.82%	38.10%	€0.00
% Change	-50.00%	-35.48%	-3.88%	-8.33%	0.00%	0.00%
Modelovanie klímy BOINC.SK						
April 1, 2010 - April 30, 2010	20	14	00:05:38	58.33%	60.00%	€0.00
March 1, 2010 - March 31, 2010	7	7	00:00:41	100.00%	28.57%	€0.00
% Change	185.71%	100.00%	733.44%	-41.67%	110.00%	0.00%
Spinhenge@home BOINC.SK						
April 1, 2010 - April 30, 2010	20	14	00:02:04	0.00%	15.00%	€0.00
March 1, 2010 - March 31, 2010	18	12	00:01:44	50.00%	22.22%	€0.00
% Change	11.11%	16.67%	18.94%	-100.00%	-32.50%	0.00%
Vážení priatelja - áno BOINC.SK						
April 1, 2010 - April 30, 2010	20	20	00:00:35	100.00%	30.00%	€0.00

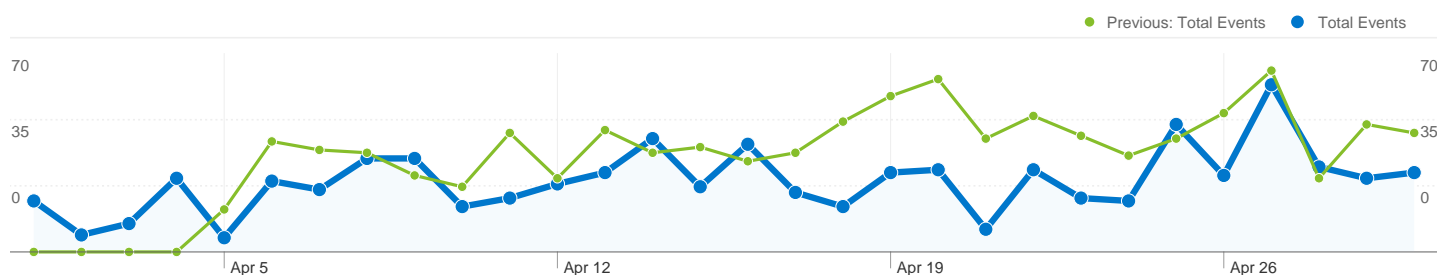
March 1, 2010 - March 31, 2010	11	11	00:01:20	0.00%	0.00%	€0.00
% Change	81.82%	81.82%	-56.33%	100.00%	100.00%	0.00%
Orbit@Home - budú nové jednotky koncom apríla? BOINC.SK						
April 1, 2010 - April 30, 2010	19	19	00:01:06	0.00%	36.84%	€0.00
March 1, 2010 - March 31, 2010	0	0	00:00:00	0.00%	0.00%	€0.00
% Change	100.00%	100.00%	100.00%	0.00%	100.00%	0.00%
Hľadať BOINC.SK						
April 1, 2010 - April 30, 2010	18	14	00:02:52	0.00%	16.67%	€0.00
March 1, 2010 - March 31, 2010	41	31	00:00:23	0.00%	12.20%	€0.00
% Change	-56.10%	-54.84%	641.32%	0.00%	36.67%	0.00%
1 - 50 of 321						

Event Tracking Category:

Outgoing links

Apr 1, 2010 - Apr 30, 2010

Comparing to: Mar 1, 2010 - Mar 31, 2010



This category recorded 742 total events via 409 event labels

Events

Total Events 742 Previous: 1,041 (-28.72%)	Unique Events 685 Previous: 975 (-29.74%)	Event Value 0 Previous: 0 (0.00%)	Avg. Value 0.00 Previous: 0.00 (0.00%)	
Event Label	Total Events	Unique Events	Event Value	Avg. Value
http://forum.boinc.sk/				
April 1, 2010 - April 30, 2010	221	194	0	0.00
March 1, 2010 - March 31, 2010	238	203	0	0.00
% Change	-7.14%	-4.43%	0.00%	0.00%
http://www.astro.cz/apod/				
April 1, 2010 - April 30, 2010	34	31	0	0.00
March 1, 2010 - March 31, 2010	54	54	0	0.00
% Change	-37.04%	-42.59%	0.00%	0.00%
http://www.pripyat.com/				
April 1, 2010 - April 30, 2010	29	26	0	0.00
March 1, 2010 - March 31, 2010	25	25	0	0.00
% Change	16.00%	4.00%	0.00%	0.00%
http://ibs.wu.cz/bsk/				
April 1, 2010 - April 30, 2010	27	21	0	0.00
March 1, 2010 - March 31, 2010	22	22	0	0.00
% Change	22.73%	-4.55%	0.00%	0.00%
http://ibs.wu.cz/bsk/miniteams.htm				
April 1, 2010 - April 30, 2010	24	24	0	0.00
March 1, 2010 - March 31, 2010	26	24	0	0.00
% Change	-7.69%	0.00%	0.00%	0.00%
http://boinc.berkeley.edu/download.php				
April 1, 2010 - April 30, 2010	14	13	0	0.00

March 1, 2010 - March 31, 2010	30	26	0	0.00
% Change	-53.33%	-50.00%	0.00%	0.00%
http://new.chnpp.gov.ua/eng				
April 1, 2010 - April 30, 2010	14	14	0	0.00
March 1, 2010 - March 31, 2010	8	8	0	0.00
% Change	75.00%	75.00%	0.00%	0.00%
http://boincstats.com/stats/boinc_team_stats.php?pr=bo&st=0&co=31				
April 1, 2010 - April 30, 2010	13	12	0	0.00
March 1, 2010 - March 31, 2010	7	7	0	0.00
% Change	85.71%	71.43%	0.00%	0.00%
http://lunatics.kwsn.net/				
April 1, 2010 - April 30, 2010	12	11	0	0.00
March 1, 2010 - March 31, 2010	21	16	0	0.00
% Change	-42.86%	-31.25%	0.00%	0.00%
http://old.boinc.sk/				
April 1, 2010 - April 30, 2010	12	12	0	0.00
March 1, 2010 - March 31, 2010	12	12	0	0.00
% Change	0.00%	0.00%	0.00%	0.00%
http://boinc.thesonntags.com/collatz/highest_steps.php				
April 1, 2010 - April 30, 2010	11	11	0	0.00
March 1, 2010 - March 31, 2010	2	2	0	0.00
% Change	450.00%	450.00%	0.00%	0.00%
http://www.tourkiev.com/				
April 1, 2010 - April 30, 2010	11	11	0	0.00
March 1, 2010 - March 31, 2010	14	14	0	0.00
% Change	-21.43%	-21.43%	0.00%	0.00%
http://einstein.phys.uwm.edu/				
April 1, 2010 - April 30, 2010	7	6	0	0.00
March 1, 2010 - March 31, 2010	12	10	0	0.00
% Change	-41.67%	-40.00%	0.00%	0.00%
http://forum.boinc.sk/viewtopic.php?f=2&t=816				
April 1, 2010 - April 30, 2010	7	6	0	0.00
March 1, 2010 - March 31, 2010	0	0	0	0.00
% Change	100.00%	100.00%	0.00%	0.00%
http://www.astro.cz/apod/calendar/				

April 1, 2010 - April 30, 2010	7	6	0	0.00
March 1, 2010 - March 31, 2010	14	11	0	0.00
% Change	-50.00%	-45.45%	0.00%	0.00%
http://lhathome.cern.ch/lhathome/index.php				
April 1, 2010 - April 30, 2010	6	6	0	0.00
March 1, 2010 - March 31, 2010	1	1	0	0.00
% Change	500.00%	500.00%	0.00%	0.00%
http://orbit.psi.edu/oah/forum_thread.php?id=353&nowrap=true#4774				
April 1, 2010 - April 30, 2010	6	6	0	0.00
March 1, 2010 - March 31, 2010	0	0	0	0.00
% Change	100.00%	100.00%	0.00%	0.00%
http://rpi.edu/~vickej2/boincPics/sgr.flyaround.mp.g				
April 1, 2010 - April 30, 2010	6	6	0	0.00
March 1, 2010 - March 31, 2010	4	4	0	0.00
% Change	50.00%	50.00%	0.00%	0.00%
http://s.sme.sk/r-rss/5312549/veda.sme.sk/velke-ochladienie-sposobilo-jazero.html				
April 1, 2010 - April 30, 2010	6	2	0	0.00
March 1, 2010 - March 31, 2010	0	0	0	0.00
% Change	100.00%	100.00%	0.00%	0.00%
http://boinc.berkeley.edu/download_all.php				
April 1, 2010 - April 30, 2010	5	5	0	0.00
March 1, 2010 - March 31, 2010	15	12	0	0.00
% Change	-66.67%	-58.33%	0.00%	0.00%
http://pavolr.mysteria.cz/uvod.htm#Grafy_SK				
April 1, 2010 - April 30, 2010	5	5	0	0.00
March 1, 2010 - March 31, 2010	12	12	0	0.00
% Change	-58.33%	-58.33%	0.00%	0.00%
http://www.worldcommunitygrid.org/index.jsp				
April 1, 2010 - April 30, 2010	5	5	0	0.00
March 1, 2010 - March 31, 2010	5	5	0	0.00
% Change	0.00%	0.00%	0.00%	0.00%
http://abcathome.com/data/				
April 1, 2010 - April 30, 2010	4	4	0	0.00
March 1, 2010 - March 31, 2010	3	3	0	0.00
% Change	33.33%	33.33%	0.00%	0.00%

http://boinc.bakerlab.org/				
April 1, 2010 - April 30, 2010	4	3	0	0.00
March 1, 2010 - March 31, 2010	3	3	0	0.00
% Change	33.33%	0.00%	0.00%	0.00%
http://boinc.bakerlab.org/rosetta/				
April 1, 2010 - April 30, 2010	4	4	0	0.00
March 1, 2010 - March 31, 2010	6	6	0	0.00
% Change	-33.33%	-33.33%	0.00%	0.00%
http://boinc.thesonntags.com/collatz/				
April 1, 2010 - April 30, 2010	4	4	0	0.00
March 1, 2010 - March 31, 2010	10	10	0	0.00
% Change	-60.00%	-60.00%	0.00%	0.00%
http://boincdl.ssl.berkeley.edu/dl/boinc_6.4.5_windows_intelx86.exe				
April 1, 2010 - April 30, 2010	4	4	0	0.00
March 1, 2010 - March 31, 2010	18	13	0	0.00
% Change	-77.78%	-69.23%	0.00%	0.00%
http://lensing.davecoss.com/				
April 1, 2010 - April 30, 2010	4	4	0	0.00
March 1, 2010 - March 31, 2010	2	2	0	0.00
% Change	100.00%	100.00%	0.00%	0.00%
http://www.allprojectstats.com/showuser.php?id=ee57d0cc54be4e5b007b0a6db4c9c083				
April 1, 2010 - April 30, 2010	4	4	0	0.00
March 1, 2010 - March 31, 2010	3	3	0	0.00
% Change	33.33%	33.33%	0.00%	0.00%
http://www.rechenkraft.net/yoyo/y_status_muon.php				
April 1, 2010 - April 30, 2010	4	4	0	0.00
March 1, 2010 - March 31, 2010	0	0	0	0.00
% Change	100.00%	100.00%	0.00%	0.00%
http://boinc.thesonntags.com/collatz/team_join_form.php?id=638				
April 1, 2010 - April 30, 2010	3	3	0	0.00
March 1, 2010 - March 31, 2010	0	0	0	0.00
% Change	100.00%	100.00%	0.00%	0.00%
http://climateprediction.net/				
April 1, 2010 - April 30, 2010	3	3	0	0.00

March 1, 2010 - March 31, 2010	2	2	0	0.00
% Change	50.00%	50.00%	0.00%	0.00%
http://en.wikipedia.org/wiki/Collatz_conjecture				
April 1, 2010 - April 30, 2010	3	3	0	0.00
March 1, 2010 - March 31, 2010	3	3	0	0.00
% Change	0.00%	0.00%	0.00%	0.00%
http://maxwell.dhcp.umsl.edu/brats/				
April 1, 2010 - April 30, 2010	3	2	0	0.00
March 1, 2010 - March 31, 2010	0	0	0	0.00
% Change	100.00%	100.00%	0.00%	0.00%
http://orsa.git.sourceforge.net/git/gitweb.cgi?p=orsa/orsa;a=summary				
April 1, 2010 - April 30, 2010	3	3	0	0.00
March 1, 2010 - March 31, 2010	12	12	0	0.00
% Change	-75.00%	-75.00%	0.00%	0.00%
http://rpi.edu/~vickej2/boincPics/surf.mpg				
April 1, 2010 - April 30, 2010	3	3	0	0.00
March 1, 2010 - March 31, 2010	1	1	0	0.00
% Change	200.00%	200.00%	0.00%	0.00%
http://setiweb.ssl.berkeley.edu/				
April 1, 2010 - April 30, 2010	3	3	0	0.00
March 1, 2010 - March 31, 2010	4	4	0	0.00
% Change	-25.00%	-25.00%	0.00%	0.00%
http://sk.wikipedia.org/wiki/Secure_Hash_Algorithm				
April 1, 2010 - April 30, 2010	3	3	0	0.00
March 1, 2010 - March 31, 2010	0	0	0	0.00
% Change	100.00%	100.00%	0.00%	0.00%
http://www.cosmologyathome.org/				
April 1, 2010 - April 30, 2010	3	3	0	0.00
March 1, 2010 - March 31, 2010	0	0	0	0.00
% Change	100.00%	100.00%	0.00%	0.00%
http://www.primegrid.com/				
April 1, 2010 - April 30, 2010	3	2	0	0.00
March 1, 2010 - March 31, 2010	1	1	0	0.00
% Change	200.00%	100.00%	0.00%	0.00%
http://www.uranpres.sk/pod/radon.html				

April 1, 2010 - April 30, 2010	3	3	0	0.00
March 1, 2010 - March 31, 2010	0	0	0	0.00
% Change	100.00%	100.00%	0.00%	0.00%
http://boinc.gorlaeus.net/team_join_form.php?id=93				
April 1, 2010 - April 30, 2010	2	1	0	0.00
March 1, 2010 - March 31, 2010	1	1	0	0.00
% Change	100.00%	0.00%	0.00%	0.00%
http://boinc.iaik.tugraz.at/sha1_coll_search/				
April 1, 2010 - April 30, 2010	2	2	0	0.00
March 1, 2010 - March 31, 2010	0	0	0	0.00
% Change	100.00%	100.00%	0.00%	0.00%
http://boincdl.ssl.berkeley.edu/dl/boinc_6.4.5_windows_x86_64.exe				
April 1, 2010 - April 30, 2010	2	2	0	0.00
March 1, 2010 - March 31, 2010	2	2	0	0.00
% Change	0.00%	0.00%	0.00%	0.00%
http://boincdl.ssl.berkeley.edu/dl/boinc_6.4.5_x86_64-pc-linux-gnu.sh				
April 1, 2010 - April 30, 2010	2	2	0	0.00
March 1, 2010 - March 31, 2010	0	0	0	0.00
% Change	100.00%	100.00%	0.00%	0.00%
http://cassiopea.homelinux.com/Foto/				
April 1, 2010 - April 30, 2010	2	2	0	0.00
March 1, 2010 - March 31, 2010	2	2	0	0.00
% Change	0.00%	0.00%	0.00%	0.00%
http://einstein.phys.uwm.edu/all_news.php#199				
April 1, 2010 - April 30, 2010	2	2	0	0.00
March 1, 2010 - March 31, 2010	0	0	0	0.00
% Change	100.00%	100.00%	0.00%	0.00%
http://einstein.phys.uwm.edu/all_news.php#200				
April 1, 2010 - April 30, 2010	2	1	0	0.00
March 1, 2010 - March 31, 2010	0	0	0	0.00
% Change	100.00%	100.00%	0.00%	0.00%
http://einstein.phys.uwm.edu/team_join_form.php?id=192				
April 1, 2010 - April 30, 2010	2	2	0	0.00
March 1, 2010 - March 31, 2010	3	2	0	0.00

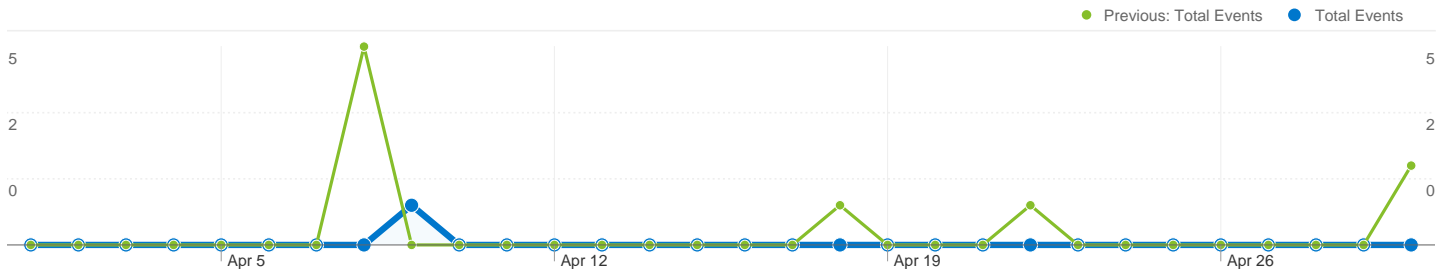
% Change	-33.33%	0.00%	0.00%	0.00%
http://feedproxy.google.com/~r/PrimeGrid/~3/zuX8-wQrGlg/all_news.php				
April 1, 2010 - April 30, 2010	2	2	0	0.00
March 1, 2010 - March 31, 2010	0	0	0	0.00
% Change	100.00%	100.00%	0.00%	0.00%
1 - 50 of 409				

Event Tracking Category:

AddToAny Share/Save Button

Apr 1, 2010 - Apr 30, 2010

Comparing to: Mar 1, 2010 - Mar 31, 2010



This category recorded 1 total events via 3 event actions

Events

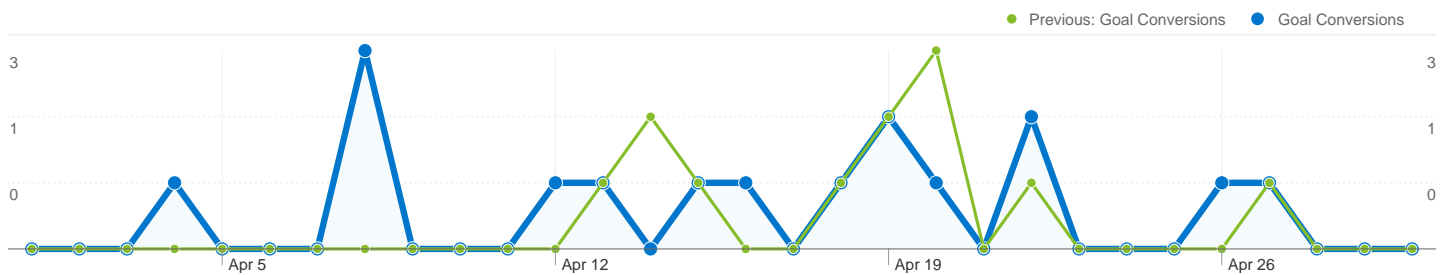
Total Events 1 Previous: 9 (-88.89%)	Unique Events 1 Previous: 6 (-83.33%)	Event Value 0 Previous: 0 (0.00%)	Avg. Value 0.00 Previous: 0.00 (0.00%)	
Event Action	Total Events	Unique Events	Event Value	Avg. Value
Facebook				
April 1, 2010 - April 30, 2010	1	1	0	0.00
March 1, 2010 - March 31, 2010	3	2	0	0.00
% Change	-66.67%	-50.00%	0.00%	0.00%
Delicious				
April 1, 2010 - April 30, 2010	0	0	0	0.00
March 1, 2010 - March 31, 2010	1	1	0	0.00
% Change	-100.00%	-100.00%	0.00%	0.00%
vybrali.sme.sk				
April 1, 2010 - April 30, 2010	0	0	0	0.00
March 1, 2010 - March 31, 2010	5	3	0	0.00
% Change	-100.00%	-100.00%	0.00%	0.00%
1 - 3 of 3				

1 - 3 of 3

Goal Verification

Apr 1, 2010 - Apr 30, 2010

Comparing to: Mar 1, 2010 - Mar 31, 2010



16 Total Goal Conversions

Previous: 12 (33.33%)

/outgoing/jointeam?project=LHC@home	12.50% (2)
/outgoing/jointeam?project=LHC@home	0.00% (0)
/outgoing/jointeam?project=Enigma@Home	12.50% (2)
/outgoing/jointeam?project=Enigma@Home	0.00% (0)
/outgoing/jointeam?project=Cosmology@Home	12.50% (2)
/outgoing/jointeam?project=Cosmology@Home	0.00% (0)
/outgoing/jointeam?project=SHA1 - Collision Search Graz	6.25% (1)
/outgoing/jointeam?project=SHA1 - Collision Search Graz	0.00% (0)
/outgoing/jointeam?project=AQUA@home	6.25% (1)
/outgoing/jointeam?project=AQUA@home	8.33% (1)
/outgoing/jointeam?project=Rosetta@home	6.25% (1)
/outgoing/jointeam?project=Rosetta@home	16.67% (2)
/outgoing/jointeam?project=Sudoku	6.25% (1)
/outgoing/jointeam?project=Sudoku	0.00% (0)
/outgoing/jointeam?project=Collatz Conjecture	6.25% (1)
/outgoing/jointeam?project=Collatz Conjecture	0.00% (0)
/outgoing/jointeam?project=GPUGRID	6.25% (1)
/outgoing/jointeam?project=GPUGRID	0.00% (0)
/outgoing/jointeam?project=SZTAKI Desktop Grid	6.25% (1)

/outgoing/jointeam?project=SZTAKI Desktop Grid	0.00% (0)
/outgoing/jointeam?project=Leiden Classical	<div><div></div></div> 6.25% (1)
/outgoing/jointeam?project=Leiden Classical	0.00% (0)
/outgoing/jointeam?project=SETI@H ome	<div><div></div></div> 6.25% (1)
/outgoing/jointeam?project=SETI@H ome	<div><div></div></div> 8.33% (1)
/outgoing/jointeam?project=MilkyWay @home	<div><div></div></div> 6.25% (1)
/outgoing/jointeam?project=MilkyWay @home	<div><div></div></div> 8.33% (1)
/outgoing/jointeam?project=Artificial Intelligence	0.00% (0)
/outgoing/jointeam?project=Artificial Intelligence	<div><div></div></div> 8.33% (1)
/outgoing/jointeam?project=Docking @Home	0.00% (0)
/outgoing/jointeam?project=Docking @Home	<div><div></div></div> 8.33% (1)
/outgoing/jointeam?project=Einstein @Home	0.00% (0)
/outgoing/jointeam?project=Einstein @Home	<div><div></div></div> 8.33% (1)
/outgoing/jointeam?project=ABC@ho me	0.00% (0)
/outgoing/jointeam?project=ABC@ho me	<div><div></div></div> 16.67% (2)
/outgoing/jointeam?project=QMC@H ome	0.00% (0)
/outgoing/jointeam?project=QMC@H ome	<div><div></div></div> 8.33% (1)
/outgoing/jointeam?project=Climatepr ediction.net	0.00% (0)
/outgoing/jointeam?project=Climatepr ediction.net	<div><div></div></div> 8.33% (1)