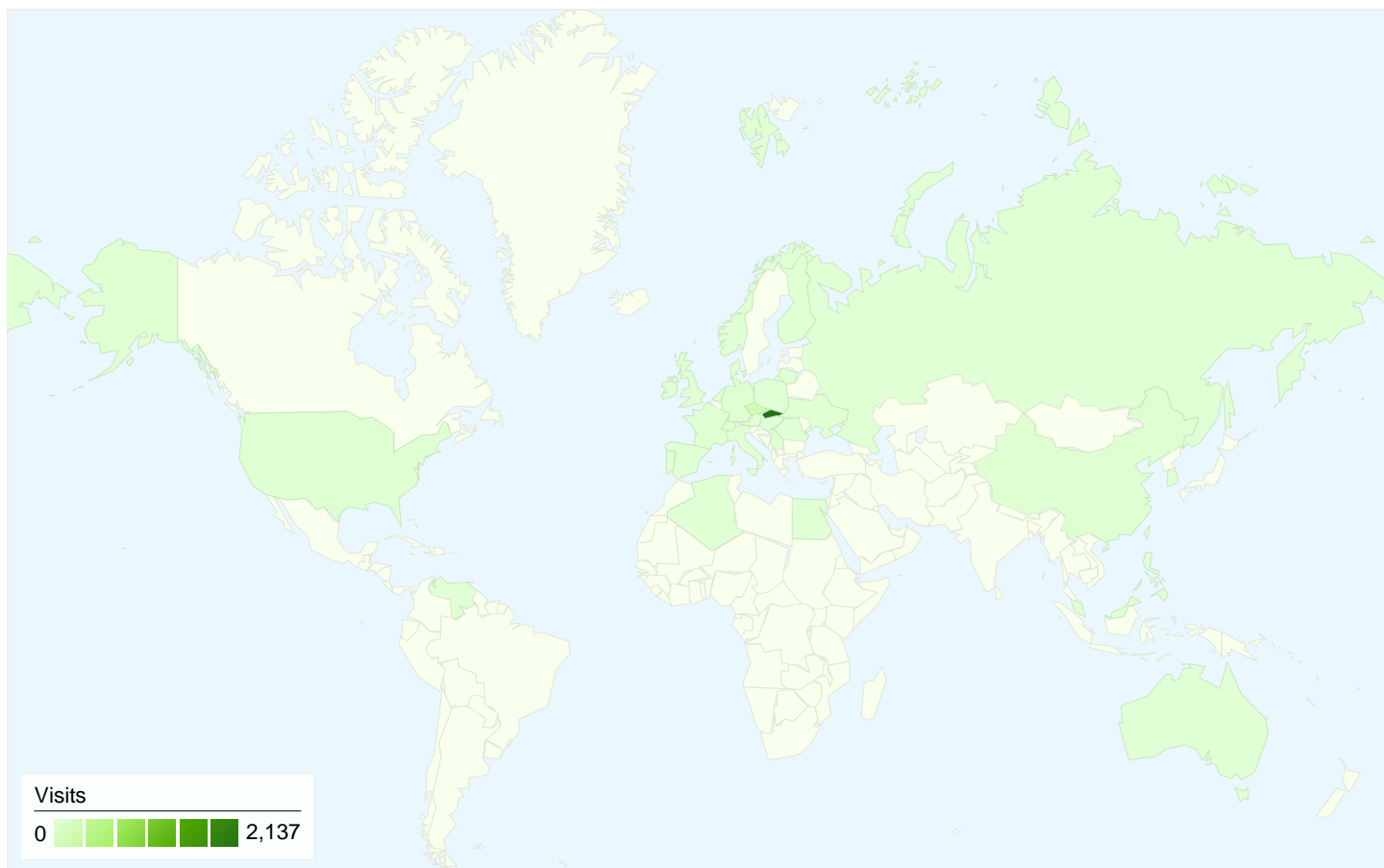


TABLE OF CONTENTS

Map Overlay	1
Browsers	3
Screen Resolutions	5
Visitor Loyalty	7
Visitor Recency	9
All Traffic Sources	11
Keywords	15
Content by Title	19
Event Tracking Category:	26
Event Tracking Category:	33
Goal Verification	34

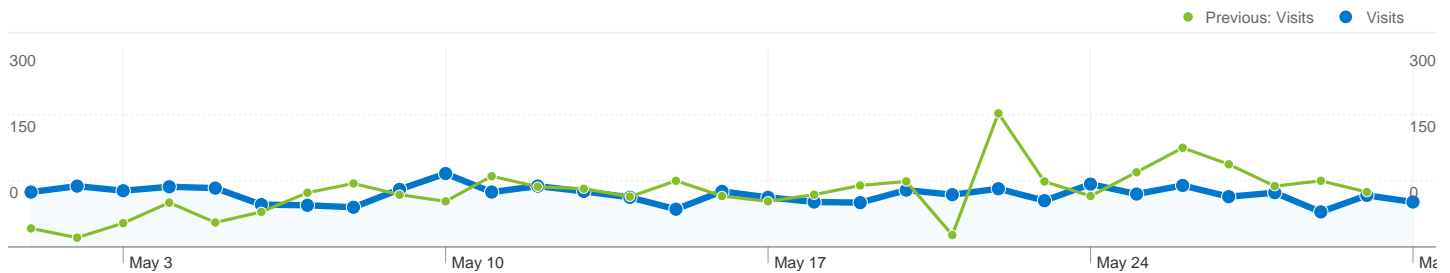


2,458 visits came from 32 countries/territories

Site Usage

Visits 2,458 Previous: 2,499 (-1.64%)	Pages/Visit 2.86 Previous: 3.62 (-21.05%)	Avg. Time on Site 00:07:40 Previous: 00:07:39 (0.24%)	% New Visits 51.59% Previous: 59.18% (-12.84%)	Bounce Rate 59.32% Previous: 62.46% (-5.04%)	
Country/Territory	Visits	Pages/Visit	Avg. Time on Site	% New Visits	Bounce Rate
Slovakia					
May 1, 2010 - May 31, 2010	2,137	2.91	00:08:26	50.68%	59.05%
April 1, 2010 - April 30, 2010	2,000	4.00	00:08:41	58.70%	59.50%
% Change	6.85%	-27.32%	-3.04%	-13.67%	-0.75%
Czech Republic					
May 1, 2010 - May 31, 2010	198	2.66	00:02:39	50.51%	62.63%
April 1, 2010 - April 30, 2010	393	2.05	00:02:11	59.54%	78.37%
% Change	-49.62%	30.10%	21.80%	-15.18%	-20.09%
(not set)					
May 1, 2010 - May 31, 2010	19	2.74	00:06:46	47.37%	57.89%

April 1, 2010 - April 30, 2010	4	1.00	00:00:00	75.00%	100.00%
% Change	375.00%	173.68%	100.00%	-36.84%	-42.11%
Germany					
May 1, 2010 - May 31, 2010	18	1.83	00:01:40	55.56%	66.67%
April 1, 2010 - April 30, 2010	23	2.22	00:07:33	69.57%	52.17%
% Change	-21.74%	-17.32%	-77.95%	-20.14%	27.78%
United Kingdom					
May 1, 2010 - May 31, 2010	17	4.06	00:01:57	58.82%	35.29%
April 1, 2010 - April 30, 2010	16	2.00	00:02:06	81.25%	62.50%
% Change	6.25%	102.94%	-7.24%	-27.60%	-43.53%
China					
May 1, 2010 - May 31, 2010	15	1.47	00:01:48	40.00%	46.67%
April 1, 2010 - April 30, 2010	5	1.00	00:00:18	20.00%	60.00%
% Change	200.00%	46.67%	501.48%	100.00%	-22.22%
United States					
May 1, 2010 - May 31, 2010	13	1.38	00:00:05	100.00%	69.23%
April 1, 2010 - April 30, 2010	9	2.33	00:00:34	66.67%	55.56%
% Change	44.44%	-40.66%	-84.14%	50.00%	24.62%
Austria					
May 1, 2010 - May 31, 2010	5	4.60	00:01:15	100.00%	80.00%
April 1, 2010 - April 30, 2010	3	1.00	00:00:05	100.00%	66.67%
% Change	66.67%	360.00%	1,515.71%	0.00%	20.00%
Spain					
May 1, 2010 - May 31, 2010	4	1.00	00:02:16	100.00%	50.00%
April 1, 2010 - April 30, 2010	3	17.67	00:33:42	66.67%	33.33%
% Change	33.33%	-94.34%	-93.27%	50.00%	50.00%
France					
May 1, 2010 - May 31, 2010	3	1.00	00:00:03	66.67%	66.67%
April 1, 2010 - April 30, 2010	19	1.79	00:28:56	26.32%	36.84%
% Change	-84.21%	-44.12%	-99.83%	153.33%	80.95%
1 - 10 of 32					



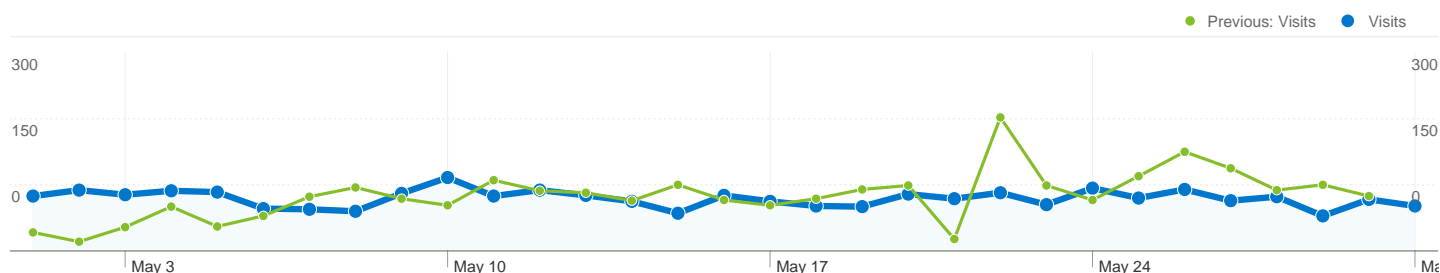
2,458 visits used 13 browsers

Site Usage

Visits	Pages/Visit	Avg. Time on Site	% New Visits	Bounce Rate
2,458	2.86	00:07:40	51.59%	59.32%
Previous: 2,499 (-1.64%)	Previous: 3.62 (-21.05%)	Previous: 00:07:39 (0.24%)	Previous: 59.18% (-12.84%)	Previous: 62.46% (-5.04%)
Browser	Visits	Visits	Visits	
Firefox				
May 1, 2010 - May 31, 2010	1,118	45.48%		
April 1, 2010 - April 30, 2010	1,308	52.34%		
Opera				
May 1, 2010 - May 31, 2010	629	25.59%		
April 1, 2010 - April 30, 2010	468	18.73%		
Chrome				
May 1, 2010 - May 31, 2010	333	13.55%		
April 1, 2010 - April 30, 2010	270	10.80%		
Internet Explorer				
May 1, 2010 - May 31, 2010	305	12.41%		
April 1, 2010 - April 30, 2010	367	14.69%		
Safari				
May 1, 2010 - May 31, 2010	26	1.06%		
April 1, 2010 - April 30, 2010	27	1.08%		
Konqueror				
May 1, 2010 - May 31, 2010	23	0.94%		
April 1, 2010 - April 30, 2010	22	0.88%		
Opera Mini				
May 1, 2010 - May 31, 2010	15	0.61%		
April 1, 2010 - April 30, 2010	4	0.16%		
Mozilla				

May 1, 2010 - May 31, 2010	7	0.28%
April 1, 2010 - April 30, 2010	30	1.20%
 HTC_Touch_HD_T8282 Opera		
May 1, 2010 - May 31, 2010	1	0.04%
April 1, 2010 - April 30, 2010	0	0.00%
 HTC_Touch_Pro2_T7373 Opera		
May 1, 2010 - May 31, 2010	1	0.04%
April 1, 2010 - April 30, 2010	0	0.00%

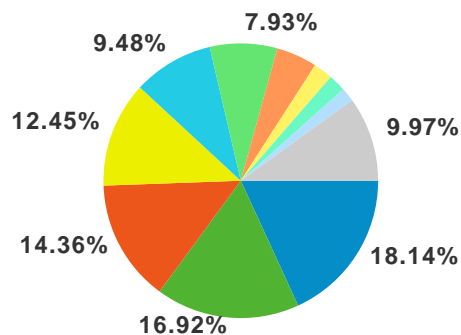
1 - 10 of 13





2,458 visits used 94 screen resolutions

Site Usage





















Visits	Pages/Visit	Avg. Time on Site	% New Visits	Bounce Rate
2,458	2.86	00:07:40	51.59%	59.32%
Previous: 2,499 (-1.64%)	Previous: 3.62 (-21.05%)	Previous: 00:07:39 (0.24%)	Previous: 59.18% (-12.84%)	Previous: 62.46% (-5.04%)
Screen Resolution	Visits	Visits	Visits	
1280x1024				
May 1, 2010 - May 31, 2010	446	18.14%		
April 1, 2010 - April 30, 2010	511	20.45%		
1024x768				
May 1, 2010 - May 31, 2010	416	16.92%		
April 1, 2010 - April 30, 2010	401	16.05%		
1280x800				
May 1, 2010 - May 31, 2010	353	14.36%		
April 1, 2010 - April 30, 2010	412	16.49%		
1680x1050				
May 1, 2010 - May 31, 2010	306	12.45%		
April 1, 2010 - April 30, 2010	250	10.00%		
1440x900				
May 1, 2010 - May 31, 2010	233	9.48%		
April 1, 2010 - April 30, 2010	204	8.16%		
1920x1080				
May 1, 2010 - May 31, 2010	195	7.93%		
April 1, 2010 - April 30, 2010	155	6.20%		
1366x768				
May 1, 2010 - May 31, 2010	118	4.80%		
April 1, 2010 - April 30, 2010	95	3.80%		
1280x960				











May 1, 2010 - May 31, 2010	56	2.28%
April 1, 2010 - April 30, 2010	17	0.68%
 1600x900		
May 1, 2010 - May 31, 2010	50	2.03%
April 1, 2010 - April 30, 2010	13	0.52%
 1920x1200		
May 1, 2010 - May 31, 2010	40	1.63%
April 1, 2010 - April 30, 2010	70	2.80%





















1 - 10 of 94











Most visits repeated: 1 times

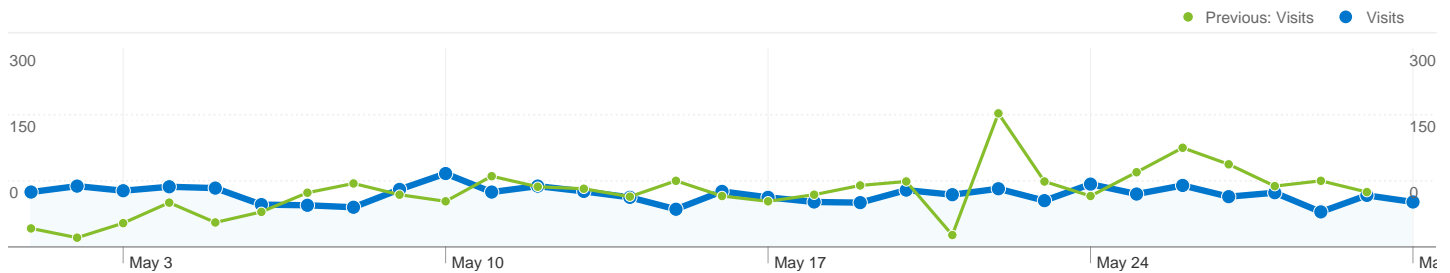
Count of visits from this visitor including current	Visits that were the visitor's nth visit	Percentage of all visits
1 times		
Apr 1, 2010 - Apr 30, 2010	1,479.00	 59.18%
May 1, 2010 - May 31, 2010	1,268.00	 51.59%
2 times		
Apr 1, 2010 - Apr 30, 2010	217.00	 8.68%
May 1, 2010 - May 31, 2010	219.00	 8.91%
3 times		
Apr 1, 2010 - Apr 30, 2010	95.00	 3.80%
May 1, 2010 - May 31, 2010	118.00	 4.80%
4 times		
Apr 1, 2010 - Apr 30, 2010	52.00	 2.08%
May 1, 2010 - May 31, 2010	54.00	 2.20%
5 times		
Apr 1, 2010 - Apr 30, 2010	39.00	 1.56%
May 1, 2010 - May 31, 2010	42.00	 1.71%
6 times		
Apr 1, 2010 - Apr 30, 2010	30.00	 1.20%
May 1, 2010 - May 31, 2010	42.00	 1.71%
7 times		
Apr 1, 2010 - Apr 30, 2010	26.00	 1.04%
May 1, 2010 - May 31, 2010	31.00	 1.26%
8 times		
Apr 1, 2010 - Apr 30, 2010	24.00	 0.96%
May 1, 2010 - May 31, 2010	27.00	 1.10%
9-14 times		
Apr 1, 2010 - Apr 30, 2010	101.00	 4.04%
May 1, 2010 - May 31, 2010	113.00	 4.60%
15-25 times		
Apr 1, 2010 - Apr 30, 2010	84.00	 3.36%
May 1, 2010 - May 31, 2010	114.00	 4.64%

26-50 times		
Apr 1, 2010 - Apr 30, 2010	84.00	 3.36%
May 1, 2010 - May 31, 2010	64.00	 2.60%
51-100 times		
Apr 1, 2010 - Apr 30, 2010	185.00	 7.40%
May 1, 2010 - May 31, 2010	181.00	 7.36%
101-200 times		
Apr 1, 2010 - Apr 30, 2010	48.00	 1.92%
May 1, 2010 - May 31, 2010	164.00	 6.67%
201+ times		
Apr 1, 2010 - Apr 30, 2010	35.00	 1.40%
May 1, 2010 - May 31, 2010	21.00	 0.85%

For most visits the previous visit happened: 0 days ago

Previous visit was tracked	Total visits by period	Percentage of all visits
First visit		
Apr 1, 2010 - Apr 30, 2010	1,479.00	 59.18%
May 1, 2010 - May 31, 2010	1,268.00	 51.59%
Same day		
Apr 1, 2010 - Apr 30, 2010	685.00	 27.41%
May 1, 2010 - May 31, 2010	823.00	 33.48%
1 days ago		
Apr 1, 2010 - Apr 30, 2010	111.00	 4.44%
May 1, 2010 - May 31, 2010	99.00	 4.03%
2 days ago		
Apr 1, 2010 - Apr 30, 2010	46.00	 1.84%
May 1, 2010 - May 31, 2010	39.00	 1.59%
3 days ago		
Apr 1, 2010 - Apr 30, 2010	27.00	 1.08%
May 1, 2010 - May 31, 2010	30.00	 1.22%
4 days ago		
Apr 1, 2010 - Apr 30, 2010	16.00	 0.64%
May 1, 2010 - May 31, 2010	31.00	 1.26%
5 days ago		
Apr 1, 2010 - Apr 30, 2010	13.00	 0.52%
May 1, 2010 - May 31, 2010	14.00	 0.57%
6 days ago		
Apr 1, 2010 - Apr 30, 2010	8.00	 0.32%
May 1, 2010 - May 31, 2010	11.00	 0.45%
7 days ago		
Apr 1, 2010 - Apr 30, 2010	10.00	 0.40%
May 1, 2010 - May 31, 2010	8.00	 0.33%
8-14 days ago		
Apr 1, 2010 - Apr 30, 2010	40.00	 1.60%
May 1, 2010 - May 31, 2010	43.00	 1.75%
15-30 days ago		

Apr 1, 2010 - Apr 30, 2010	34.00	 1.36%
May 1, 2010 - May 31, 2010	32.00	 1.30%
31-60 days ago		
Apr 1, 2010 - Apr 30, 2010	22.00	 0.88%
May 1, 2010 - May 31, 2010	46.00	 1.87%
61-120 days ago		
Apr 1, 2010 - Apr 30, 2010	0.00	 0.00%
May 1, 2010 - May 31, 2010	2.00	 0.08%
121-364 days ago		
Apr 1, 2010 - Apr 30, 2010	6.00	 0.24%
May 1, 2010 - May 31, 2010	5.00	 0.20%
365+ days ago		
Apr 1, 2010 - Apr 30, 2010	2.00	 0.08%
May 1, 2010 - May 31, 2010	7.00	 0.28%



All traffic sources sent 2,458 visits via 95 sources and mediums

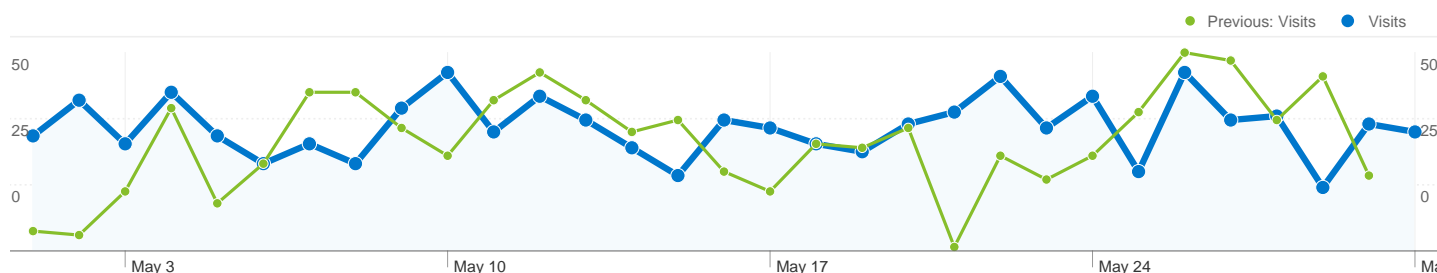
Site Usage

Visits 2,458 Previous: 2,499 (-1.64%)	Pages/Visit 2.86 Previous: 3.62 (-21.05%)	Avg. Time on Site 00:07:40 Previous: 00:07:39 (0.24%)	% New Visits 51.59% Previous: 59.18% (-12.84%)	Bounce Rate 59.32% Previous: 62.46% (-5.04%)	
Source/Medium	Visits	Pages/Visit	Avg. Time on Site	% New Visits	Bounce Rate
google / organic					
May 1, 2010 - May 31, 2010	953	3.07	00:10:31	64.01%	65.79%
April 1, 2010 - April 30, 2010	814	3.04	00:04:17	72.11%	65.11%
% Change	17.08%	0.94%	145.38%	-11.24%	1.05%
(direct) / (none)					
May 1, 2010 - May 31, 2010	850	2.27	00:06:24	40.35%	61.53%
April 1, 2010 - April 30, 2010	960	4.66	00:12:59	46.25%	62.81%
% Change	-11.46%	-51.29%	-50.70%	-12.75%	-2.04%
sk.wikipedia.org / referral					
May 1, 2010 - May 31, 2010	104	4.15	00:07:20	50.96%	65.38%
April 1, 2010 - April 30, 2010	132	5.82	00:07:21	68.94%	61.36%
% Change	-21.21%	-28.61%	-0.17%	-26.08%	6.55%
forum.boinc.sk / referral					
May 1, 2010 - May 31, 2010	69	2.96	00:07:48	20.29%	14.49%
April 1, 2010 - April 30, 2010	67	2.31	00:02:52	23.88%	34.33%
% Change	2.99%	27.80%	172.34%	-15.04%	-57.78%
boinc.bakerlab.org / referral					
May 1, 2010 - May 31, 2010	62	2.35	00:08:34	3.23%	9.68%
April 1, 2010 - April 30, 2010	51	1.92	00:06:38	0.00%	7.84%
% Change	21.57%	22.55%	28.99%	100.00%	23.39%
einstein.phys.uwm.edu / referral					
May 1, 2010 - May 31, 2010	51	2.08	00:00:52	3.92%	56.86%

April 1, 2010 - April 30, 2010	25	4.24	00:01:54	8.00%	60.00%
% Change	104.00%	-50.98%	-54.65%	-50.98%	-5.23%
peticieochranaprirody.estranky.sk / referral					
May 1, 2010 - May 31, 2010	39	1.44	00:01:05	89.74%	71.79%
April 1, 2010 - April 30, 2010	19	1.47	00:01:19	100.00%	73.68%
% Change	105.26%	-2.56%	-18.22%	-10.26%	-2.56%
facebook.com / referral					
May 1, 2010 - May 31, 2010	25	6.96	00:04:16	40.00%	48.00%
April 1, 2010 - April 30, 2010	16	2.19	00:03:25	62.50%	68.75%
% Change	56.25%	218.17%	24.68%	-36.00%	-30.18%
setiathome.berkeley.edu / referral					
May 1, 2010 - May 31, 2010	24	4.46	00:02:59	33.33%	45.83%
April 1, 2010 - April 30, 2010	4	3.50	00:06:45	75.00%	0.00%
% Change	500.00%	27.38%	-55.90%	-55.56%	100.00%
hronskeklacany.sk / referral					
May 1, 2010 - May 31, 2010	21	1.95	00:04:37	14.29%	19.05%
April 1, 2010 - April 30, 2010	20	1.85	00:07:14	5.00%	5.00%
% Change	5.00%	5.53%	-36.20%	185.71%	280.95%
zoznam.sk / referral					
May 1, 2010 - May 31, 2010	21	2.67	00:01:09	76.19%	71.43%
April 1, 2010 - April 30, 2010	19	2.32	00:00:45	84.21%	57.89%
% Change	10.53%	15.15%	55.38%	-9.52%	23.38%
hojko.com / referral					
May 1, 2010 - May 31, 2010	17	4.18	00:05:14	76.47%	70.59%
April 1, 2010 - April 30, 2010	18	3.61	00:05:43	72.22%	55.56%
% Change	-5.56%	15.66%	-8.51%	5.88%	27.06%
forum.mtbiker.sk / referral					
May 1, 2010 - May 31, 2010	14	1.79	00:00:22	85.71%	78.57%
April 1, 2010 - April 30, 2010	11	1.45	00:00:11	100.00%	72.73%
% Change	27.27%	22.77%	103.25%	-14.29%	8.04%
projekty.czechnationalteam.cz / referral					
May 1, 2010 - May 31, 2010	13	2.38	00:03:42	84.62%	69.23%
April 1, 2010 - April 30, 2010	22	1.64	00:03:05	81.82%	77.27%
% Change	-40.91%	45.73%	20.08%	3.42%	-10.41%
ufoglobal.mysteria.cz / referral					
May 1, 2010 - May 31, 2010	13	1.46	00:00:17	92.31%	69.23%

April 1, 2010 - April 30, 2010	9	1.00	00:00:01	100.00%	88.89%
% Change	44.44%	46.15%	2,450.00%	-7.69%	-22.12%
zive.cz / referral					
May 1, 2010 - May 31, 2010	12	2.83	00:01:38	25.00%	41.67%
April 1, 2010 - April 30, 2010	130	1.49	00:00:56	93.85%	85.38%
% Change	-90.77%	89.86%	74.45%	-73.36%	-51.20%
google.sk / referral					
May 1, 2010 - May 31, 2010	11	1.64	00:00:21	81.82%	81.82%
April 1, 2010 - April 30, 2010	3	1.33	00:00:01	100.00%	66.67%
% Change	266.67%	22.73%	1,481.82%	-18.18%	22.73%
marpes.info / referral					
May 1, 2010 - May 31, 2010	11	4.00	00:00:59	90.91%	54.55%
April 1, 2010 - April 30, 2010	16	1.75	00:00:18	93.75%	81.25%
% Change	-31.25%	128.57%	220.59%	-3.03%	-32.87%
allprojectstats.com / referral					
May 1, 2010 - May 31, 2010	10	2.60	00:01:06	20.00%	70.00%
April 1, 2010 - April 30, 2010	0	0.00	00:00:00	0.00%	0.00%
% Change	100.00%	100.00%	100.00%	100.00%	100.00%
motoride.sk / referral					
May 1, 2010 - May 31, 2010	10	14.40	00:24:53	60.00%	10.00%
April 1, 2010 - April 30, 2010	9	4.00	00:12:46	44.44%	55.56%
% Change	11.11%	260.00%	94.98%	35.00%	-82.00%
virtulex.net / referral					
May 1, 2010 - May 31, 2010	10	2.00	00:06:57	80.00%	50.00%
April 1, 2010 - April 30, 2010	3	13.33	00:25:26	66.67%	0.00%
% Change	233.33%	-85.00%	-72.69%	20.00%	100.00%
yahoo / organic					
May 1, 2010 - May 31, 2010	8	1.25	00:00:03	100.00%	75.00%
April 1, 2010 - April 30, 2010	4	2.75	00:01:03	100.00%	50.00%
% Change	100.00%	-54.55%	-95.22%	0.00%	50.00%
milkyway.cs.rpi.edu / referral					
May 1, 2010 - May 31, 2010	7	5.86	00:05:01	57.14%	28.57%
April 1, 2010 - April 30, 2010	3	3.00	00:02:00	33.33%	33.33%
% Change	133.33%	95.24%	150.14%	71.43%	-14.29%
spin.fh-bielefeld.de / referral					
May 1, 2010 - May 31, 2010	6	4.00	00:07:34	16.67%	33.33%

April 1, 2010 - April 30, 2010	0	0.00	00:00:00	0.00%	0.00%
% Change	100.00%	100.00%	100.00%	100.00%	100.00%
erepublik.com / referral					
May 1, 2010 - May 31, 2010	5	1.40	00:00:14	100.00%	60.00%
April 1, 2010 - April 30, 2010	0	0.00	00:00:00	0.00%	0.00%
% Change	100.00%	100.00%	100.00%	100.00%	100.00%
1 - 25 of 95					



Search sent 969 total visits via 911 keywords

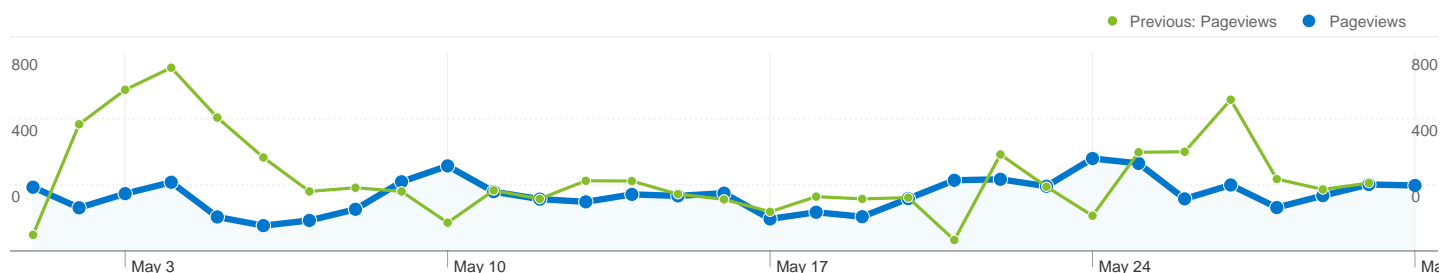
Site Usage

Visits 969 Previous: 828 (17.03%)	Pages/Visit 3.04 Previous: 3.06 (-0.53%)	Avg. Time on Site 00:10:21 Previous: 00:04:14 (144.66%)	% New Visits 64.60% Previous: 72.58% (-11.00%)	Bounce Rate 65.94% Previous: 65.34% (0.93%)		
Keyword		Visits	Pages/Visit	Avg. Time on Site	% New Visits	Bounce Rate
boinc						
May 1, 2010 - May 31, 2010		105	6.12	00:04:42	48.57%	36.19%
April 1, 2010 - April 30, 2010		49	4.35	00:04:11	77.55%	30.61%
% Change		114.29%	40.88%	12.63%	-37.37%	18.22%
mimozemsky zivot						
May 1, 2010 - May 31, 2010		53	1.00	00:02:36	1.89%	98.11%
April 1, 2010 - April 30, 2010		1	2.00	00:00:16	100.00%	0.00%
% Change		5,200.00%	-50.00%	874.88%	-98.11%	100.00%
minitymy boinc.sk						
May 1, 2010 - May 31, 2010		33	1.48	00:01:46	0.00%	75.76%
April 1, 2010 - April 30, 2010		33	1.58	00:00:59	0.00%	84.85%
% Change		0.00%	-5.77%	78.26%	0.00%	-10.71%
elektraren cernobyl mapa						
May 1, 2010 - May 31, 2010		32	1.69	00:00:49	3.12%	96.88%
April 1, 2010 - April 30, 2010		0	0.00	00:00:00	0.00%	0.00%
% Change		100.00%	100.00%	100.00%	100.00%	100.00%
nvidia cuda						
May 1, 2010 - May 31, 2010		25	1.00	00:00:00	12.00%	100.00%
April 1, 2010 - April 30, 2010		39	1.03	00:00:01	15.38%	97.44%
% Change		-35.90%	-2.50%	-100.00%	-22.00%	2.63%
priklady bielkoviny rozpustne a nerozpustne vo vode						
May 1, 2010 - May 31, 2010		22	2.23	04:55:27	0.00%	27.27%

April 1, 2010 - April 30, 2010	3	1.00	00:00:00	33.33%	100.00%
% Change	633.33%	122.73%	100.00%	-100.00%	-72.73%
boinc.sk					
May 1, 2010 - May 31, 2010	18	5.72	00:12:12	44.44%	11.11%
April 1, 2010 - April 30, 2010	12	20.33	00:25:13	41.67%	8.33%
% Change	50.00%	-71.86%	-51.60%	6.67%	33.33%
chernobyl dnes					
May 1, 2010 - May 31, 2010	16	4.69	00:06:20	62.50%	56.25%
April 1, 2010 - April 30, 2010	34	6.29	00:19:36	70.59%	26.47%
% Change	-52.94%	-25.53%	-67.69%	-11.46%	112.50%
velky pozitronovy urychlovac					
May 1, 2010 - May 31, 2010	15	14.07	00:15:31	6.67%	33.33%
April 1, 2010 - April 30, 2010	0	0.00	00:00:00	0.00%	0.00%
% Change	100.00%	100.00%	100.00%	100.00%	100.00%
seti@home					
May 1, 2010 - May 31, 2010	10	2.00	00:01:18	40.00%	60.00%
April 1, 2010 - April 30, 2010	6	5.33	00:02:03	66.67%	33.33%
% Change	66.67%	-62.50%	-36.74%	-40.00%	80.00%
uvaha o buducnosti					
May 1, 2010 - May 31, 2010	10	1.10	00:00:01	100.00%	90.00%
April 1, 2010 - April 30, 2010	15	1.00	00:00:00	86.67%	100.00%
% Change	-33.33%	10.00%	100.00%	15.38%	-10.00%
cuda					
May 1, 2010 - May 31, 2010	9	1.11	00:00:07	88.89%	88.89%
April 1, 2010 - April 30, 2010	21	1.33	00:00:12	90.48%	76.19%
% Change	-57.14%	-16.67%	-42.14%	-1.75%	16.67%
fuzny reaktor					
May 1, 2010 - May 31, 2010	8	1.75	00:02:49	62.50%	62.50%
April 1, 2010 - April 30, 2010	2	1.00	00:00:00	100.00%	100.00%
% Change	300.00%	75.00%	100.00%	-37.50%	-37.50%
sha1					
May 1, 2010 - May 31, 2010	8	1.25	00:00:55	100.00%	50.00%
April 1, 2010 - April 30, 2010	6	2.00	00:00:53	66.67%	33.33%
% Change	33.33%	-37.50%	2.74%	50.00%	50.00%
chernobylska tragedia					
May 1, 2010 - May 31, 2010	7	1.14	00:00:06	71.43%	85.71%

April 1, 2010 - April 30, 2010	9	2.78	00:12:45	88.89%	55.56%
% Change	-22.22%	-58.86%	-99.23%	-19.64%	54.29%
kryptografia					
May 1, 2010 - May 31, 2010	7	2.86	00:06:23	42.86%	42.86%
April 1, 2010 - April 30, 2010	3	1.67	00:00:41	100.00%	33.33%
% Change	133.33%	71.43%	842.86%	-57.14%	28.57%
z fúznej protón-neutrónovej reakcii					
May 1, 2010 - May 31, 2010	6	1.67	00:02:49	16.67%	66.67%
April 1, 2010 - April 30, 2010	0	0.00	00:00:00	0.00%	0.00%
% Change	100.00%	100.00%	100.00%	100.00%	100.00%
zajazd do pripjate					
May 1, 2010 - May 31, 2010	6	12.00	00:11:25	16.67%	16.67%
April 1, 2010 - April 30, 2010	0	0.00	00:00:00	0.00%	0.00%
% Change	100.00%	100.00%	100.00%	100.00%	100.00%
nove technologie					
May 1, 2010 - May 31, 2010	5	2.40	00:00:49	80.00%	20.00%
April 1, 2010 - April 30, 2010	7	1.00	00:00:00	100.00%	100.00%
% Change	-28.57%	140.00%	100.00%	-20.00%	-80.00%
nuclear medicine					
May 1, 2010 - May 31, 2010	5	1.40	00:00:05	100.00%	60.00%
April 1, 2010 - April 30, 2010	2	4.00	00:02:02	100.00%	50.00%
% Change	150.00%	-65.00%	-96.07%	0.00%	20.00%
seti					
May 1, 2010 - May 31, 2010	5	10.20	00:06:36	100.00%	40.00%
April 1, 2010 - April 30, 2010	7	8.14	00:04:07	71.43%	14.29%
% Change	-28.57%	25.26%	60.40%	40.00%	180.00%
boinc sk					
May 1, 2010 - May 31, 2010	4	4.25	00:01:18	50.00%	25.00%
April 1, 2010 - April 30, 2010	7	16.00	00:19:05	0.00%	14.29%
% Change	-42.86%	-73.44%	-93.23%	100.00%	75.00%
cernobylska elektraren					
May 1, 2010 - May 31, 2010	4	1.50	00:00:42	75.00%	50.00%
April 1, 2010 - April 30, 2010	1	1.00	00:00:00	100.00%	100.00%
% Change	300.00%	50.00%	100.00%	-25.00%	-50.00%
cestovanie vesmirom					
May 1, 2010 - May 31, 2010	4	1.50	00:00:03	100.00%	75.00%

April 1, 2010 - April 30, 2010	2	1.00	00:00:00	100.00%	100.00%
% Change	100.00%	50.00%	100.00%	0.00%	-25.00%
co bude v buducnosti					
May 1, 2010 - May 31, 2010	4	1.00	00:00:51	75.00%	75.00%
April 1, 2010 - April 30, 2010	1	1.00	00:00:00	100.00%	100.00%
% Change	300.00%	0.00%	100.00%	-25.00%	-25.00%
1 - 25 of 911					



255 page titles were viewed a total of 7,021 times

Content Performance

Pageviews 7,021 Previous: 9,041 (-22.34%)	Unique Pageviews 4,438 Previous: 4,161 (6.66%)	Avg. Time on Page 00:04:04 Previous: 00:02:50 (43.10%)	Bounce Rate 59.44% Previous: 62.57% (-5.00%)	% Exit 34.94% Previous: 27.60% (26.60%)	\$ Index €0.00 Previous: €0.00 (0.00%)		
Page Title		Pageviews	Unique Pageviews	Avg. Time on Page	Bounce Rate	% Exit	\$ Index
Moja návšteva Černobyľu BOINC.SK							
May 1, 2010 - May 31, 2010		1,998	569	00:04:28	69.62%	27.23%	€0.00
April 1, 2010 - April 30, 2010		2,400	674	00:04:58	67.43%	26.46%	€0.00
% Change		-16.75%	-15.58%	-9.94%	3.25%	2.91%	0.00%
BOINC.SK naše počítače pomáhajú rozvoju ľudstva							
May 1, 2010 - May 31, 2010		1,857	1,389	00:02:25	44.59%	46.42%	€0.00
April 1, 2010 - April 30, 2010		3,784	1,218	00:02:08	46.74%	20.22%	€0.00
% Change		-50.92%	14.04%	12.88%	-4.59%	129.61%	0.00%
Simulácia fúzneho reaktora u vás doma BOINC.SK							
May 1, 2010 - May 31, 2010		178	153	00:04:46	70.54%	68.54%	€0.00
April 1, 2010 - April 30, 2010		140	98	00:05:14	72.73%	54.29%	€0.00
% Change		27.14%	56.12%	-8.94%	-3.01%	26.26%	0.00%
Stiahnite si BOINC.SK							
May 1, 2010 - May 31, 2010		177	134	00:00:26	25.00%	8.47%	€0.00
April 1, 2010 - April 30, 2010		112	93	00:00:29	0.00%	13.39%	€0.00
% Change		58.04%	44.09%	-10.17%	100.00%	-36.72%	0.00%
Máme sa báť rádioaktivity? BOINC.SK							
May 1, 2010 - May 31, 2010		143	84	00:02:46	72.97%	53.15%	€0.00
April 1, 2010 - April 30, 2010		110	54	00:02:04	69.57%	40.91%	€0.00
% Change		30.00%	55.56%	33.71%	4.90%	29.91%	0.00%

Orbit@home - skončíme ako dinosaur? BOINC.SK						
May 1, 2010 - May 31, 2010	81	74	00:12:45	90.62%	81.48%	€0.00
April 1, 2010 - April 30, 2010	26	23	00:08:48	75.00%	73.08%	€0.00
% Change	211.54%	221.74%	44.81%	20.83%	11.50%	0.00%
Aktuálne články BOINC.SK						
May 1, 2010 - May 31, 2010	79	52	00:00:38	40.00%	16.46%	€0.00
April 1, 2010 - April 30, 2010	51	38	00:00:29	66.67%	11.76%	€0.00
% Change	54.90%	36.84%	31.74%	-40.00%	39.87%	0.00%
Rosetta@home - Tajomstvo bielkovín BOINC.SK						
May 1, 2010 - May 31, 2010	79	40	02:46:47	51.28%	50.63%	€0.00
April 1, 2010 - April 30, 2010	29	21	00:00:21	88.89%	65.52%	€0.00
% Change	172.41%	90.48%	48,245.10%	-42.31%	-22.72%	0.00%
O tíme BOINC.SK BOINC.SK						
May 1, 2010 - May 31, 2010	72	59	00:00:32	0.00%	11.11%	€0.00
April 1, 2010 - April 30, 2010	70	61	00:02:59	25.00%	24.29%	€0.00
% Change	2.86%	-3.28%	-82.35%	-100.00%	-54.25%	0.00%
User locations BOINC.SK						
May 1, 2010 - May 31, 2010	72	57	00:00:50	33.33%	18.06%	€0.00
April 1, 2010 - April 30, 2010	45	40	00:01:21	0.00%	22.22%	€0.00
% Change	60.00%	42.50%	-37.93%	100.00%	-18.75%	0.00%
SETI@Home BOINC.SK						
May 1, 2010 - May 31, 2010	68	46	00:01:32	35.00%	20.59%	€0.00
April 1, 2010 - April 30, 2010	79	56	00:01:15	33.33%	29.11%	€0.00
% Change	-13.92%	-17.86%	23.05%	5.00%	-29.28%	0.00%
Urýchľovače budúcnosti – čo bude po LHC? BOINC.SK						
May 1, 2010 - May 31, 2010	68	61	00:03:09	40.00%	52.94%	€0.00
April 1, 2010 - April 30, 2010	35	31	00:06:11	65.38%	62.86%	€0.00
% Change	94.29%	96.77%	-49.06%	-38.82%	-15.78%	0.00%
Pripojte sa do BOINC v Ubuntu BOINC.SK						
May 1, 2010 - May 31, 2010	65	4	00:00:10	0.00%	1.54%	€0.00
April 1, 2010 - April 30, 2010	1	1	00:00:30	0.00%	0.00%	€0.00
% Change	6,400.00%	300.00%	-67.34%	0.00%	100.00%	0.00%
ABC@home BOINC.SK						
May 1, 2010 - May 31, 2010	64	56	00:01:19	94.44%	57.81%	€0.00

Apríl 1, 2010 - Apríl 30, 2010	69	63	00:03:04	90.91%	65.22%	€0.00
% Change	-7.25%	-11.11%	-56.93%	3.89%	-11.35%	0.00%
Hľadanie mimozemského života a civilizácií - Čo ďalej? BOINC.SK						
May 1, 2010 - May 31, 2010	51	44	00:03:45	77.14%	68.63%	€0.00
Apríl 1, 2010 - Apríl 30, 2010	25	23	00:02:58	70.59%	60.00%	€0.00
% Change	104.00%	91.30%	26.76%	9.29%	14.38%	0.00%
Používateľský účet BOINC.SK						
May 1, 2010 - May 31, 2010	50	21	00:00:23	0.00%	12.00%	€0.00
Apríl 1, 2010 - Apríl 30, 2010	38	16	00:00:49	0.00%	5.26%	€0.00
% Change	31.58%	31.25%	-52.66%	0.00%	128.00%	0.00%
CUDA (Nvidia GPU) BOINC.SK						
May 1, 2010 - May 31, 2010	49	47	00:01:13	91.30%	89.80%	€0.00
Apríl 1, 2010 - Apríl 30, 2010	97	89	00:00:39	84.88%	80.41%	€0.00
% Change	-49.48%	-47.19%	86.68%	7.56%	11.67%	0.00%
Úvaha o budúcnosti gravitačnej fyziky BOINC.SK						
May 1, 2010 - May 31, 2010	49	43	00:06:26	76.32%	77.55%	€0.00
Apríl 1, 2010 - Apríl 30, 2010	48	46	00:02:33	93.33%	89.58%	€0.00
% Change	2.08%	-6.52%	152.62%	-18.23%	-13.43%	0.00%
Rozdelenie projektov podľa výpočtovej náročnosti BOINC.SK						
May 1, 2010 - May 31, 2010	42	29	00:00:42	0.00%	11.90%	€0.00
Apríl 1, 2010 - Apríl 30, 2010	25	22	00:00:45	0.00%	8.00%	€0.00
% Change	68.00%	31.82%	-7.36%	0.00%	48.81%	0.00%
Návod na prispievanie na web BOINC.SK						
May 1, 2010 - May 31, 2010	41	38	00:00:24	80.00%	24.39%	€0.00
Apríl 1, 2010 - Apríl 30, 2010	21	21	00:01:39	50.00%	14.29%	€0.00
% Change	95.24%	80.95%	-75.51%	60.00%	70.73%	0.00%
Einstein@Home BOINC.SK						
May 1, 2010 - May 31, 2010	39	35	00:01:20	25.00%	20.51%	€0.00
Apríl 1, 2010 - Apríl 30, 2010	43	35	00:04:55	88.89%	32.56%	€0.00
% Change	-9.30%	0.00%	-72.83%	-71.88%	-37.00%	0.00%
AQUA@home BOINC.SK						
May 1, 2010 - May 31, 2010	38	27	00:00:50	0.00%	5.26%	€0.00
Apríl 1, 2010 - Apríl 30, 2010	26	22	00:00:45	0.00%	7.69%	€0.00
% Change	46.15%	22.73%	12.17%	0.00%	-31.58%	0.00%

Kategorizácia projektov BOINC.SK						
May 1, 2010 - May 31, 2010	38	19	00:00:36	0.00%	13.16%	€0.00
April 1, 2010 - April 30, 2010	15	9	00:01:41	100.00%	6.67%	€0.00
% Change	153.33%	111.11%	-64.43%	-100.00%	97.37%	0.00%
Základy klimatológie BOINC.SK						
May 1, 2010 - May 31, 2010	37	31	00:02:05	82.76%	81.08%	€0.00
April 1, 2010 - April 30, 2010	43	30	00:07:11	78.57%	67.44%	€0.00
% Change	-13.95%	3.33%	-70.95%	5.33%	20.22%	0.00%
LHC@home BOINC.SK						
May 1, 2010 - May 31, 2010	36	27	00:01:26	0.00%	13.89%	€0.00
April 1, 2010 - April 30, 2010	51	38	00:00:55	35.71%	29.41%	€0.00
% Change	-29.41%	-28.95%	55.52%	-100.00%	-52.78%	0.00%
Collatz Conjecture BOINC.SK						
May 1, 2010 - May 31, 2010	35	23	00:00:35	0.00%	11.43%	€0.00
April 1, 2010 - April 30, 2010	41	34	00:05:31	33.33%	26.83%	€0.00
% Change	-14.63%	-32.35%	-89.33%	-100.00%	-57.40%	0.00%
Enigma@Home BOINC.SK						
May 1, 2010 - May 31, 2010	31	26	00:01:09	0.00%	6.45%	€0.00
April 1, 2010 - April 30, 2010	26	19	00:01:37	0.00%	7.69%	€0.00
% Change	19.23%	36.84%	-28.68%	0.00%	-16.13%	0.00%
Hľadanie pulzarov prostredníctvom projektu Einstein@Home a rádioteleskopu v Arecibo - prečo a ako? BOINC.SK						
May 1, 2010 - May 31, 2010	30	22	00:01:50	82.35%	66.67%	€0.00
April 1, 2010 - April 30, 2010	26	17	00:04:52	71.43%	53.85%	€0.00
% Change	15.38%	29.41%	-62.35%	15.29%	23.81%	0.00%
Šľak ma ide trafiť... BOINC.SK						
May 1, 2010 - May 31, 2010	30	25	00:03:00	84.62%	50.00%	€0.00
April 1, 2010 - April 30, 2010	21	20	00:02:56	75.00%	38.10%	€0.00
% Change	42.86%	25.00%	2.00%	12.82%	31.25%	0.00%
Artificial Intelligence BOINC.SK						
May 1, 2010 - May 31, 2010	28	26	00:01:08	0.00%	3.57%	€0.00
April 1, 2010 - April 30, 2010	14	11	00:01:09	0.00%	0.00%	€0.00
% Change	100.00%	136.36%	-1.36%	0.00%	100.00%	0.00%
Magnetism@home BOINC.SK						
May 1, 2010 - May 31, 2010	28	24	00:00:53	50.00%	35.71%	€0.00
April 1, 2010 - April 30, 2010	24	16	00:01:41	0.00%	12.50%	€0.00

% Change	16.67%	50.00%	-47.94%	100.00%	185.71%	0.00%
Oficiálny BOINC Manager BOINC.SK						
May 1, 2010 - May 31, 2010	28	23	00:03:19	0.00%	57.14%	€0.00
April 1, 2010 - April 30, 2010	21	18	00:03:56	40.00%	71.43%	€0.00
% Change	33.33%	27.78%	-15.70%	-100.00%	-20.00%	0.00%
QMC@Home BOINC.SK						
May 1, 2010 - May 31, 2010	28	19	00:00:37	0.00%	10.71%	€0.00
April 1, 2010 - April 30, 2010	14	10	00:00:54	0.00%	7.14%	€0.00
% Change	100.00%	90.00%	-32.87%	0.00%	50.00%	0.00%
SHA1 - Collision Search Graz BOINC.SK						
May 1, 2010 - May 31, 2010	28	25	00:01:14	55.56%	39.29%	€0.00
April 1, 2010 - April 30, 2010	29	25	00:00:44	50.00%	41.38%	€0.00
% Change	-3.45%	0.00%	68.69%	11.11%	-5.06%	0.00%
Galaktická a hviezdna obývateľná zóna BOINC.SK						
May 1, 2010 - May 31, 2010	27	22	00:07:07	60.00%	40.74%	€0.00
April 1, 2010 - April 30, 2010	37	28	00:01:36	66.67%	35.14%	€0.00
% Change	-27.03%	-21.43%	345.89%	-10.00%	15.95%	0.00%
Hydrogen@Home BOINC.SK						
May 1, 2010 - May 31, 2010	27	22	00:00:45	100.00%	14.81%	€0.00
April 1, 2010 - April 30, 2010	21	16	00:00:46	100.00%	4.76%	€0.00
% Change	28.57%	37.50%	-1.59%	0.00%	211.11%	0.00%
MilkyWay@home BOINC.SK						
May 1, 2010 - May 31, 2010	27	23	00:01:10	0.00%	22.22%	€0.00
April 1, 2010 - April 30, 2010	31	22	00:00:55	0.00%	9.68%	€0.00
% Change	-12.90%	4.55%	26.20%	0.00%	129.63%	0.00%
Archív novínok BOINC.SK						
May 1, 2010 - May 31, 2010	24	17	00:13:33	66.67%	29.17%	€0.00
April 1, 2010 - April 30, 2010	13	10	00:01:47	0.00%	23.08%	€0.00
% Change	84.62%	70.00%	658.02%	100.00%	26.39%	0.00%
Node locations BOINC.SK						
May 1, 2010 - May 31, 2010	24	20	00:00:38	0.00%	8.33%	€0.00
April 1, 2010 - April 30, 2010	18	18	00:00:18	0.00%	27.78%	€0.00
% Change	33.33%	11.11%	114.30%	0.00%	-70.00%	0.00%
Rozdelenie projektov podľa zamerania BOINC.SK						

May 1, 2010 - May 31, 2010	24	13	00:00:19	100.00%	12.50%	€0.00
April 1, 2010 - April 30, 2010	29	9	00:01:05	100.00%	6.90%	€0.00
% Change	-17.24%	44.44%	-70.65%	0.00%	81.25%	0.00%
Climateprediction.net BOINC.SK						
May 1, 2010 - May 31, 2010	23	20	00:01:01	0.00%	13.04%	€0.00
April 1, 2010 - April 30, 2010	21	15	00:01:45	0.00%	19.05%	€0.00
% Change	9.52%	33.33%	-41.99%	0.00%	-31.52%	0.00%
Docking@Home BOINC.SK						
May 1, 2010 - May 31, 2010	23	19	00:01:12	0.00%	8.70%	€0.00
April 1, 2010 - April 30, 2010	17	11	00:02:23	0.00%	11.76%	€0.00
% Change	35.29%	72.73%	-49.63%	0.00%	-26.09%	0.00%
GPUGRID BOINC.SK						
May 1, 2010 - May 31, 2010	23	20	00:00:31	0.00%	4.35%	€0.00
April 1, 2010 - April 30, 2010	31	21	00:00:53	0.00%	16.13%	€0.00
% Change	-25.81%	-4.76%	-41.21%	0.00%	-73.04%	0.00%
BRaTS@Home BOINC.SK						
May 1, 2010 - May 31, 2010	22	15	00:01:05	0.00%	4.55%	€0.00
April 1, 2010 - April 30, 2010	17	12	00:00:39	0.00%	0.00%	€0.00
% Change	29.41%	25.00%	68.69%	0.00%	100.00%	0.00%
PrimeGrid BOINC.SK						
May 1, 2010 - May 31, 2010	22	14	00:00:51	100.00%	18.18%	€0.00
April 1, 2010 - April 30, 2010	17	14	00:02:54	0.00%	23.53%	€0.00
% Change	29.41%	0.00%	-70.80%	100.00%	-22.73%	0.00%
Čo presne rátame v projekte MilkyWay@home? (alebo aj inak - vedecké pozadie polopatisticky) BOINC.SK						
May 1, 2010 - May 31, 2010	21	17	00:10:56	68.75%	71.43%	€0.00
April 1, 2010 - April 30, 2010	43	40	00:12:12	71.05%	81.40%	€0.00
% Change	-51.16%	-57.50%	-10.37%	-3.24%	-12.24%	0.00%
Návod na účasť v BOINC pre začiatočníkov BOINC.SK						
May 1, 2010 - May 31, 2010	20	17	00:05:59	100.00%	45.00%	€0.00
April 1, 2010 - April 30, 2010	9	8	00:02:30	100.00%	55.56%	€0.00
% Change	122.22%	112.50%	139.89%	0.00%	-19.00%	0.00%
Optimalizované SETI@Home BOINC.SK						
May 1, 2010 - May 31, 2010	20	18	00:01:49	0.00%	30.00%	€0.00
April 1, 2010 - April 30, 2010	17	16	00:00:29	0.00%	17.65%	€0.00

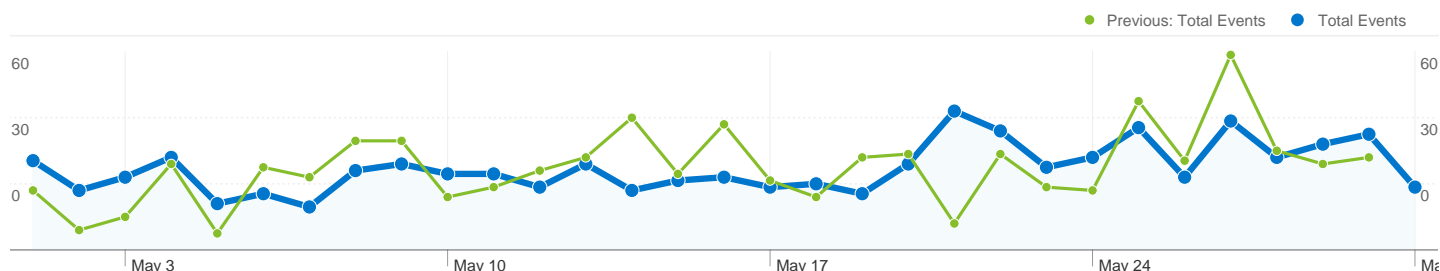
% Change	17.65%	12.50%	281.00%	0.00%	70.00%	0.00%
Pirates@Home BOINC.SK						
May 1, 2010 - May 31, 2010	20	19	00:00:26	0.00%	0.00%	€0.00
April 1, 2010 - April 30, 2010	12	10	00:00:26	0.00%	0.00%	€0.00
% Change	66.67%	90.00%	0.06%	0.00%	0.00%	0.00%
Stránka nebola nájdená BOINC.SK						
May 1, 2010 - May 31, 2010	20	19	00:00:09	80.00%	25.00%	€0.00
April 1, 2010 - April 30, 2010	12	12	00:00:14	50.00%	16.67%	€0.00
% Change	66.67%	58.33%	-35.19%	60.00%	50.00%	0.00%
1 - 50 of 255						

Event Tracking Category:

Outgoing links

May 1, 2010 - May 31, 2010

Comparing to: Apr 1, 2010 - Apr 30, 2010



This category recorded 759 total events via 316 event labels

Events

Total Events 759 Previous: 742 (2.29%)	Unique Events 707 Previous: 685 (3.21%)	Event Value 0 Previous: 0 (0.00%)	Avg. Value 0.00 Previous: 0.00 (0.00%)	
Event Label	Total Events	Unique Events	Event Value	Avg. Value
http://forum.boinc.sk/				
May 1, 2010 - May 31, 2010	239	210	0	0.00
April 1, 2010 - April 30, 2010	221	194	0	0.00
% Change	8.14%	8.25%	0.00%	0.00%
http://www.astro.cz/apod/				
May 1, 2010 - May 31, 2010	53	52	0	0.00
April 1, 2010 - April 30, 2010	34	31	0	0.00
% Change	55.88%	67.74%	0.00%	0.00%
http://ibs.wu.cz/bsk/miniteams.htm				
May 1, 2010 - May 31, 2010	27	26	0	0.00
April 1, 2010 - April 30, 2010	24	24	0	0.00
% Change	12.50%	8.33%	0.00%	0.00%
http://ibs.wu.cz/bsk/				
May 1, 2010 - May 31, 2010	19	19	0	0.00
April 1, 2010 - April 30, 2010	27	21	0	0.00
% Change	-29.63%	-9.52%	0.00%	0.00%
http://www.pripyat.com/				
May 1, 2010 - May 31, 2010	19	19	0	0.00
April 1, 2010 - April 30, 2010	29	26	0	0.00
% Change	-34.48%	-26.92%	0.00%	0.00%
http://lunatics.kwsn.net/				
May 1, 2010 - May 31, 2010	18	15	0	0.00

April 1, 2010 - April 30, 2010	12	11	0	0.00
% Change	50.00%	36.36%	0.00%	0.00%
http://boinc.berkeley.edu/download.php				
May 1, 2010 - May 31, 2010	16	14	0	0.00
April 1, 2010 - April 30, 2010	14	13	0	0.00
% Change	14.29%	7.69%	0.00%	0.00%
http://www.tourkiev.com/				
May 1, 2010 - May 31, 2010	14	14	0	0.00
April 1, 2010 - April 30, 2010	11	11	0	0.00
% Change	27.27%	27.27%	0.00%	0.00%
http://old.boinc.sk/				
May 1, 2010 - May 31, 2010	11	11	0	0.00
April 1, 2010 - April 30, 2010	12	12	0	0.00
% Change	-8.33%	-8.33%	0.00%	0.00%
http://fti.dn.ua/magnetism/index.php				
May 1, 2010 - May 31, 2010	10	10	0	0.00
April 1, 2010 - April 30, 2010	0	0	0	0.00
% Change	100.00%	100.00%	0.00%	0.00%
http://pavolr.mysteria.cz/uvod.htm#Grafy_SK				
May 1, 2010 - May 31, 2010	10	9	0	0.00
April 1, 2010 - April 30, 2010	5	5	0	0.00
% Change	100.00%	80.00%	0.00%	0.00%
http://boincdl.ssl.berkeley.edu/dl/boinc_6.4.5_windows_intelx86.exe				
May 1, 2010 - May 31, 2010	9	9	0	0.00
April 1, 2010 - April 30, 2010	4	4	0	0.00
% Change	125.00%	125.00%	0.00%	0.00%
http://einstein.phys.uwm.edu/				
May 1, 2010 - May 31, 2010	9	9	0	0.00
April 1, 2010 - April 30, 2010	7	6	0	0.00
% Change	28.57%	50.00%	0.00%	0.00%
http://boinc.berkeley.edu/download_all.php				
May 1, 2010 - May 31, 2010	8	7	0	0.00
April 1, 2010 - April 30, 2010	5	5	0	0.00
% Change	60.00%	40.00%	0.00%	0.00%
http://new.chnpp.gov.ua/eng				
May 1, 2010 - May 31, 2010	8	8	0	0.00

April 1, 2010 - April 30, 2010	14	14	0	0.00
% Change	-42.86%	-42.86%	0.00%	0.00%
http://www.astro.cz/apod/calendar/				
May 1, 2010 - May 31, 2010	7	7	0	0.00
April 1, 2010 - April 30, 2010	7	6	0	0.00
% Change	0.00%	16.67%	0.00%	0.00%
http://boinc.thesonntags.com/collatz/highest_steps.php				
May 1, 2010 - May 31, 2010	6	6	0	0.00
April 1, 2010 - April 30, 2010	11	11	0	0.00
% Change	-45.45%	-45.45%	0.00%	0.00%
http://boincdl.ssl.berkeley.edu/dl/boinc_6.4.5_windows_x86_64.exe				
May 1, 2010 - May 31, 2010	6	4	0	0.00
April 1, 2010 - April 30, 2010	2	2	0	0.00
% Change	200.00%	100.00%	0.00%	0.00%
http://protinfo.compbio.washington.edu/rice/status.html				
May 1, 2010 - May 31, 2010	5	5	0	0.00
April 1, 2010 - April 30, 2010	2	2	0	0.00
% Change	150.00%	150.00%	0.00%	0.00%
http://setiweb.ssl.berkeley.edu/				
May 1, 2010 - May 31, 2010	5	5	0	0.00
April 1, 2010 - April 30, 2010	3	3	0	0.00
% Change	66.67%	66.67%	0.00%	0.00%
http://www.linkedin.com/in/jurajkotulicbunta				
May 1, 2010 - May 31, 2010	5	4	0	0.00
April 1, 2010 - April 30, 2010	0	0	0	0.00
% Change	100.00%	100.00%	0.00%	0.00%
http://boinc.bakerlab.org/rosetta/				
May 1, 2010 - May 31, 2010	4	4	0	0.00
April 1, 2010 - April 30, 2010	4	4	0	0.00
% Change	0.00%	0.00%	0.00%	0.00%
http://boinc.ssl.berkeley.edu/dl/boinc_6.10.36_windows_intelx86.exe				
May 1, 2010 - May 31, 2010	4	4	0	0.00
April 1, 2010 - April 30, 2010	1	1	0	0.00
% Change	300.00%	300.00%	0.00%	0.00%

http://einstein.phys.uwm.edu/all_news.php#205				
May 1, 2010 - May 31, 2010	4	4	0	0.00
April 1, 2010 - April 30, 2010	0	0	0	0.00
% Change	100.00%	100.00%	0.00%	0.00%
http://openid.net/				
May 1, 2010 - May 31, 2010	4	4	0	0.00
April 1, 2010 - April 30, 2010	1	1	0	0.00
% Change	300.00%	300.00%	0.00%	0.00%
http://orbit.psi.edu/oah/forum_thread.php?id=353&nowrap=true#4774				
May 1, 2010 - May 31, 2010	4	4	0	0.00
April 1, 2010 - April 30, 2010	6	6	0	0.00
% Change	-33.33%	-33.33%	0.00%	0.00%
http://orsa.git.sourceforge.net/git/gitweb.cgi?p=orsa/orsa;a=tree;f=app/boinc/SurveyReview;h=4e0387a9749d4bcdff167fca792d5e3fd8001810;hb=HEAD				
May 1, 2010 - May 31, 2010	4	4	0	0.00
April 1, 2010 - April 30, 2010	2	2	0	0.00
% Change	100.00%	100.00%	0.00%	0.00%
http://technet.idnes.cz/pocitac-v-obyvaku-muze-hledat-lek-na-rakovinu-fn9-/software.asp?c=A060822_180440_software_vse				
May 1, 2010 - May 31, 2010	4	4	0	0.00
April 1, 2010 - April 30, 2010	2	2	0	0.00
% Change	100.00%	100.00%	0.00%	0.00%
http://www.enigmaathome.net/team_join_form.php?teamid=30				
May 1, 2010 - May 31, 2010	4	2	0	0.00
April 1, 2010 - April 30, 2010	2	2	0	0.00
% Change	100.00%	0.00%	0.00%	0.00%
http://www.ufluids.net/				
May 1, 2010 - May 31, 2010	4	4	0	0.00
April 1, 2010 - April 30, 2010	1	1	0	0.00
% Change	300.00%	300.00%	0.00%	0.00%
http://fti.dn.ua/magnetism				
May 1, 2010 - May 31, 2010	3	2	0	0.00
April 1, 2010 - April 30, 2010	0	0	0	0.00
% Change	100.00%	100.00%	0.00%	0.00%
http://boinc.iaik.tugraz.at/sha1_coll_search/				

May 1, 2010 - May 31, 2010	3	3	0	0.00
April 1, 2010 - April 30, 2010	2	2	0	0.00
% Change	50.00%	50.00%	0.00%	0.00%
http://boincdl.ssl.berkeley.edu/dl/boinc_6.4.5_i686-pc-linux-gnu.sh				
May 1, 2010 - May 31, 2010	3	1	0	0.00
April 1, 2010 - April 30, 2010	1	1	0	0.00
% Change	200.00%	0.00%	0.00%	0.00%
http://boincstats.com/stats/boinc_team_stats.php?pr=bo&st=0&co=31				
May 1, 2010 - May 31, 2010	3	3	0	0.00
April 1, 2010 - April 30, 2010	13	12	0	0.00
% Change	-76.92%	-75.00%	0.00%	0.00%
http://einstein.phys.uwm.edu/all_news.php#203				
May 1, 2010 - May 31, 2010	3	3	0	0.00
April 1, 2010 - April 30, 2010	0	0	0	0.00
% Change	100.00%	100.00%	0.00%	0.00%
http://einstein.phys.uwm.edu/team_join_form.php?id=192				
May 1, 2010 - May 31, 2010	3	3	0	0.00
April 1, 2010 - April 30, 2010	2	2	0	0.00
% Change	50.00%	50.00%	0.00%	0.00%
http://en.wikipedia.org/wiki/Abc_conjecture				
May 1, 2010 - May 31, 2010	3	3	0	0.00
April 1, 2010 - April 30, 2010	0	0	0	0.00
% Change	100.00%	100.00%	0.00%	0.00%
http://orbit.psi.edu/				
May 1, 2010 - May 31, 2010	3	3	0	0.00
April 1, 2010 - April 30, 2010	0	0	0	0.00
% Change	100.00%	100.00%	0.00%	0.00%
http://s.sme.sk/r-rss/5383332/veda.sme.sk/komu-ukradli-mayovia-pyramidy.html				
May 1, 2010 - May 31, 2010	3	3	0	0.00
April 1, 2010 - April 30, 2010	0	0	0	0.00
% Change	100.00%	100.00%	0.00%	0.00%
http://setiathome.berkeley.edu/team_join_form.php?id=30297				
May 1, 2010 - May 31, 2010	3	3	0	0.00
April 1, 2010 - April 30, 2010	2	2	0	0.00

% Change	50.00%	50.00%	0.00%	0.00%
http://setiweb.ssl.berkeley.edu/home.php				
May 1, 2010 - May 31, 2010	3	3	0	0.00
April 1, 2010 - April 30, 2010	0	0	0	0.00
% Change	100.00%	100.00%	0.00%	0.00%
http://spin.fh-bielefeld.de/all_news.php#141				
May 1, 2010 - May 31, 2010	3	2	0	0.00
April 1, 2010 - April 30, 2010	0	0	0	0.00
% Change	100.00%	100.00%	0.00%	0.00%
http://www.enigmaathome.net/team_members.php?teamid=30&nbsp;sort_by=total_credit&nbsp;offset=0				
May 1, 2010 - May 31, 2010	3	2	0	0.00
April 1, 2010 - April 30, 2010	0	0	0	0.00
% Change	100.00%	100.00%	0.00%	0.00%
http://abcahome.com/data/				
May 1, 2010 - May 31, 2010	2	2	0	0.00
April 1, 2010 - April 30, 2010	4	4	0	0.00
% Change	-50.00%	-50.00%	0.00%	0.00%
http://boinc.bakerlab.org/				
May 1, 2010 - May 31, 2010	2	2	0	0.00
April 1, 2010 - April 30, 2010	4	3	0	0.00
% Change	-50.00%	-33.33%	0.00%	0.00%
http://boinc.bakerlab.org/rosetta/all_news.php#275				
May 1, 2010 - May 31, 2010	2	2	0	0.00
April 1, 2010 - April 30, 2010	0	0	0	0.00
% Change	100.00%	100.00%	0.00%	0.00%
http://boincdl.ssl.berkeley.edu/dl/boinc_6.4.5_x86_64-pc-linux-gnu.sh				
May 1, 2010 - May 31, 2010	2	1	0	0.00
April 1, 2010 - April 30, 2010	2	2	0	0.00
% Change	0.00%	-50.00%	0.00%	0.00%
http://cassiopea.homelinux.com/Foto/				
May 1, 2010 - May 31, 2010	2	2	0	0.00
April 1, 2010 - April 30, 2010	2	2	0	0.00
% Change	0.00%	0.00%	0.00%	0.00%
http://climateprediction.net/				

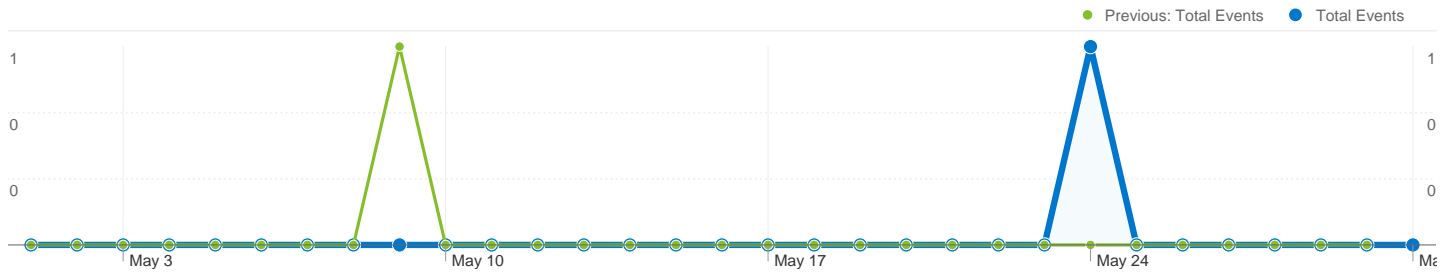
May 1, 2010 - May 31, 2010	2	2	0	0.00
April 1, 2010 - April 30, 2010	3	3	0	0.00
% Change	-33.33%	-33.33%	0.00%	0.00%
http://cz.boincstats.com/search/all_projects.php?teamid=0f54e08b7a3aafcc691529c7ec3c907a				
May 1, 2010 - May 31, 2010	2	2	0	0.00
April 1, 2010 - April 30, 2010	0	0	0	0.00
% Change	100.00%	100.00%	0.00%	0.00%
1 - 50 of 316				

Event Tracking Category:

AddToAny Share/Save Button

May 1, 2010 - May 31, 2010

Comparing to: Apr 1, 2010 - Apr 30, 2010



This category recorded 1 total events via 2 event actions

Events

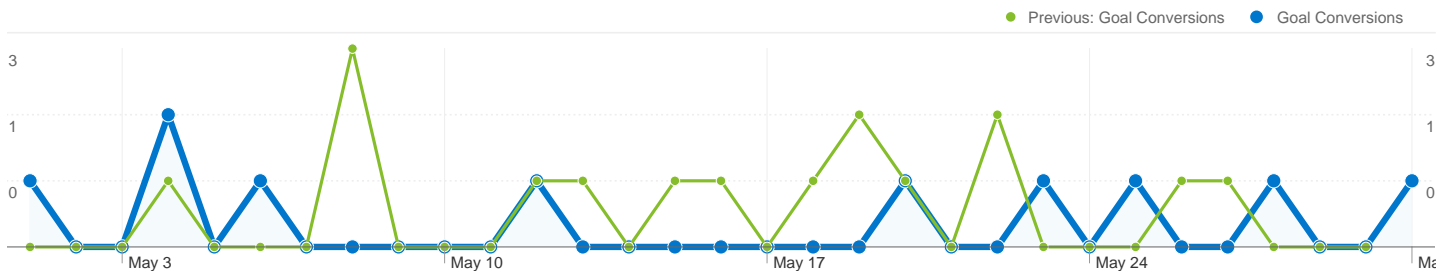
<div>Total Events</div> <div>1</div> <div>Previous: 1 (0.00%)</div>	<div>Unique Events</div> <div>1</div> <div>Previous: 1 (0.00%)</div>	<div>Event Value</div> <div>0</div> <div>Previous: 0 (0.00%)</div>	<div>Avg. Value</div> <div>0.00</div> <div>Previous: 0.00 (0.00%)</div>	
Event Action	Total Events	Unique Events	Event Value	Avg. Value
Email (form)				
May 1, 2010 - May 31, 2010	1	1	0	0.00
April 1, 2010 - April 30, 2010	0	0	0	0.00
% Change	100.00%	100.00%	0.00%	0.00%
Facebook				
May 1, 2010 - May 31, 2010	0	0	0	0.00
April 1, 2010 - April 30, 2010	1	1	0	0.00
% Change	-100.00%	-100.00%	0.00%	0.00%
1 - 2 of 2				

1 - 2 of 2

Goal Verification

May 1, 2010 - May 31, 2010

Comparing to: Apr 1, 2010 - Apr 30, 2010



10 Total Goal Conversions

Previous: 16 (-37.50%)

/outgoing/jointeam?project=SETI@Home	30.00% (3)
/outgoing/jointeam?project=SETI@Home	6.25% (1)
/outgoing/jointeam?project=Enigma@Home	20.00% (2)
/outgoing/jointeam?project=Enigma@Home	12.50% (2)
/outgoing/jointeam?project=QMC@Home	10.00% (1)
/outgoing/jointeam?project=QMC@Home	0.00% (0)
/outgoing/jointeam?project=Cosmology@Home	10.00% (1)
/outgoing/jointeam?project=Cosmology@Home	12.50% (2)
/outgoing/jointeam?project=Docking@Home	10.00% (1)
/outgoing/jointeam?project=Docking@Home	0.00% (0)
/outgoing/jointeam?project=MilkyWay@home	10.00% (1)
/outgoing/jointeam?project=MilkyWay@home	6.25% (1)
/outgoing/jointeam?project=Einstein@Home	10.00% (1)
/outgoing/jointeam?project=Einstein@Home	0.00% (0)
/outgoing/jointeam?project=Collatz Conjecture	0.00% (0)
/outgoing/jointeam?project=Collatz Conjecture	6.25% (1)
/outgoing/jointeam?project=SHA1 - Collision Search Graz	0.00% (0)
/outgoing/jointeam?project=SHA1 - Collision Search Graz	6.25% (1)

/outgoing/jointeam?project=GPUGRID	0.00% (0)
/outgoing/jointeam?project=GPUGRID	<div><div></div></div> 6.25% (1)
/outgoing/jointeam?project=Rosetta@home	0.00% (0)
/outgoing/jointeam?project=Rosetta@home	<div><div></div></div> 6.25% (1)
/outgoing/jointeam?project=LeidenClassical	0.00% (0)
/outgoing/jointeam?project=LeidenClassical	<div><div></div></div> 6.25% (1)
/outgoing/jointeam?project=Sudoku	0.00% (0)
/outgoing/jointeam?project=Sudoku	<div><div></div></div> 6.25% (1)
/outgoing/jointeam?project=SZTAKIDesktop Grid	0.00% (0)
/outgoing/jointeam?project=SZTAKIDesktop Grid	<div><div></div></div> 6.25% (1)
/outgoing/jointeam?project=LHC@home	0.00% (0)
/outgoing/jointeam?project=LHC@home	<div><div></div></div> 12.50% (2)
/outgoing/jointeam?project=AQUA@home	0.00% (0)
/outgoing/jointeam?project=AQUA@home	<div><div></div></div> 6.25% (1)