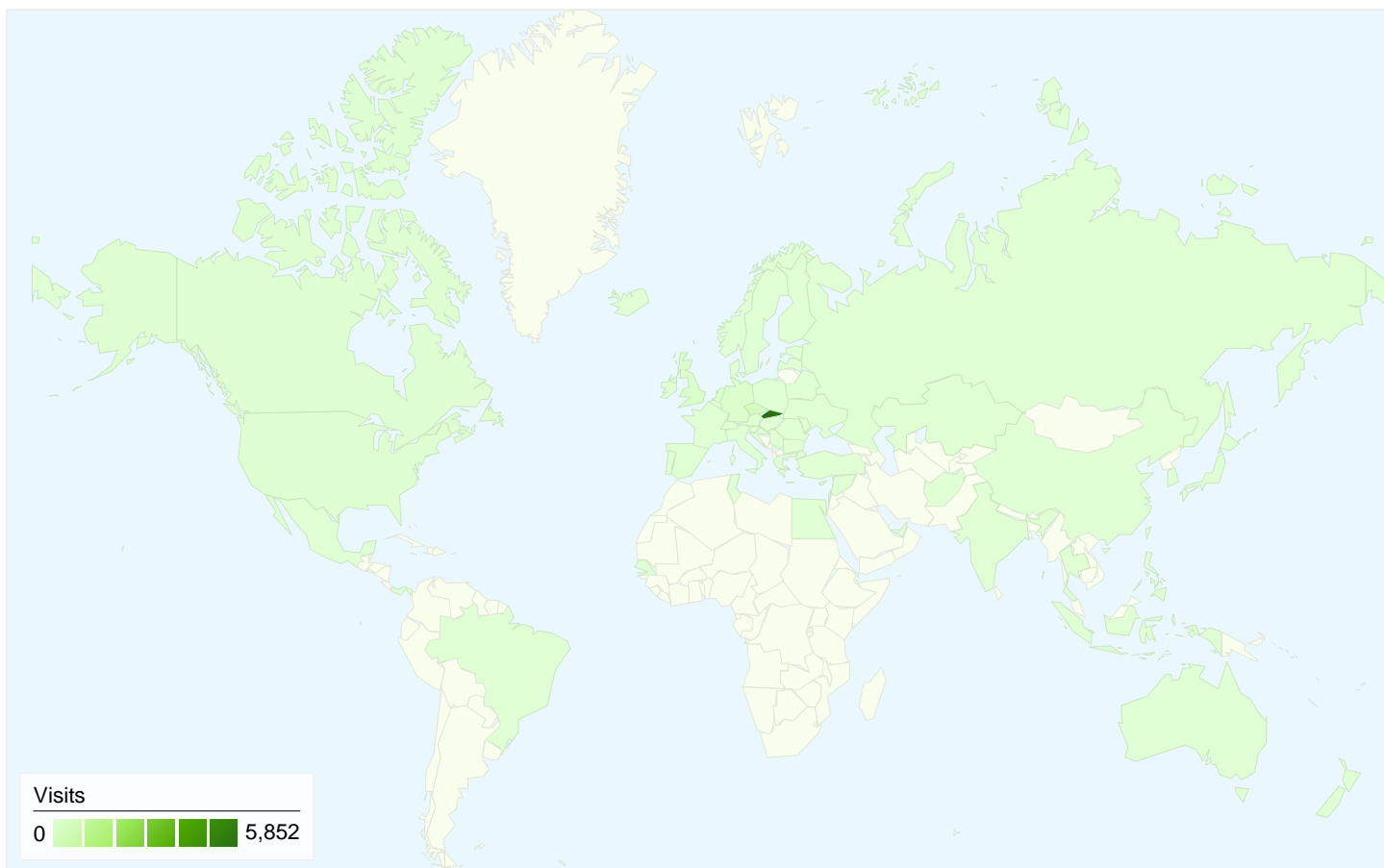


## TABLE OF CONTENTS

|                                |    |
|--------------------------------|----|
| Map Overlay .....              | 1  |
| Browsers .....                 | 3  |
| Screen Resolutions .....       | 5  |
| Visitor Loyalty .....          | 7  |
| Visitor Recency .....          | 9  |
| All Traffic Sources .....      | 11 |
| Keywords .....                 | 15 |
| Content by Title .....         | 19 |
| Event Tracking Category: ..... | 26 |
| Event Tracking Category: ..... | 33 |
| Goal Verification .....        | 34 |

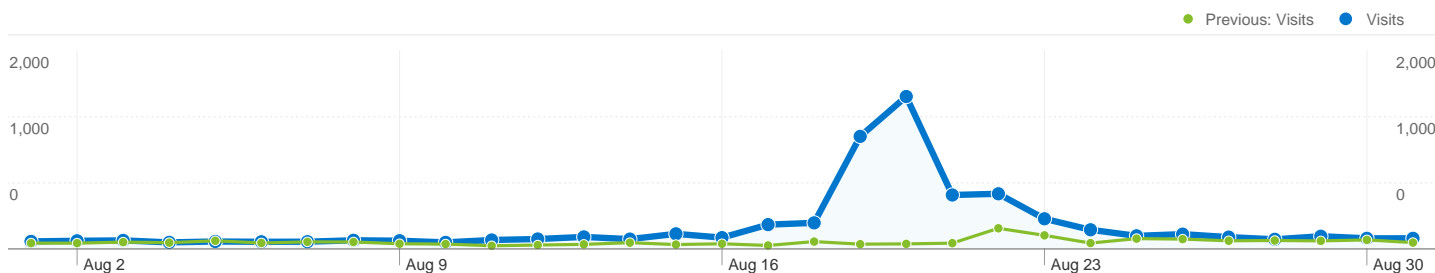


## 7,058 visits came from 63 countries/territories

### Site Usage

| Visits<br>7,058<br>Previous:<br>2,185 (223.02%) | Pages/Visit<br>2.68<br>Previous:<br>2.80 (-4.45%) | Avg. Time on Site<br>00:07:11<br>Previous:<br>00:10:22 (-30.74%) | % New Visits<br>68.87%<br>Previous:<br>48.92% (40.77%) | Bounce Rate<br>59.31%<br>Previous:<br>55.88% (6.13%) |             |
|---|---|--|--|--|-------------|
| Country/Territory                               | Visits  | Pages/Visit  | Avg. Time on Site                                      | % New Visits   | Bounce Rate |
| Slovakia  |   |  |  |  |             |
| August 1, 2010 - August 31, 2010                | 5,852   | 2.78   | 00:07:44   | 67.70%   | 58.24%      |
| July 1, 2010 - July 31, 2010                    | 1,856   | 2.89   | 00:11:33   | 48.76%   | 55.60%      |
| % Change  | 215.30%   | -3.71%   | -33.10%  | 38.85%   | 4.74%       |
| Czech Republic                                  |   |  |  |  |             |
| August 1, 2010 - August 31, 2010                | 378   | 2.36   | 00:04:31   | 67.20%   | 64.02%      |
| July 1, 2010 - July 31, 2010                    | 208   | 2.15   | 00:02:58   | 40.38%   | 56.25%      |
| % Change  | 81.73%  | 9.44%  | 52.34%   | 66.39%   | 13.82%      |
| United Kingdom                                  |   |  |  |  |             |
| August 1, 2010 - August 31, 2010                | 168   | 2.04   | 00:04:11   | 75.00%   | 69.05%      |

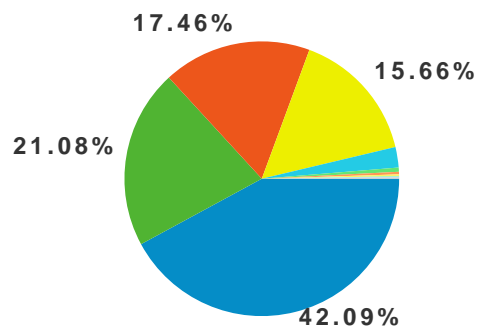
|                                  |           |         |          |         |         |
|----------------------------------|-----------|---------|----------|---------|---------|
| July 1, 2010 - July 31, 2010     | 25        | 2.36    | 00:02:35 | 64.00%  | 68.00%  |
| % Change                         | 572.00%   | -13.49% | 62.08%   | 17.19%  | 1.54%   |
| Germany                          |           |         |          |         |         |
| August 1, 2010 - August 31, 2010 | 146       | 2.11    | 00:05:07 | 78.77%  | 61.64%  |
| July 1, 2010 - July 31, 2010     | 22        | 2.59    | 00:02:52 | 86.36%  | 45.45%  |
| % Change                         | 563.64%   | -18.58% | 78.20%   | -8.80%  | 35.62%  |
| Austria                          |           |         |          |         |         |
| August 1, 2010 - August 31, 2010 | 60        | 1.38    | 00:01:23 | 80.00%  | 85.00%  |
| July 1, 2010 - July 31, 2010     | 6         | 1.67    | 00:01:01 | 100.00% | 83.33%  |
| % Change                         | 900.00%   | -17.00% | 35.20%   | -20.00% | 2.00%   |
| United States                    |           |         |          |         |         |
| August 1, 2010 - August 31, 2010 | 49        | 1.86    | 00:03:22 | 89.80%  | 65.31%  |
| July 1, 2010 - July 31, 2010     | 16        | 1.62    | 00:02:29 | 50.00%  | 68.75%  |
| % Change                         | 206.25%   | 14.29%  | 36.05%   | 79.59%  | -5.01%  |
| (not set)                        |           |         |          |         |         |
| August 1, 2010 - August 31, 2010 | 48        | 1.75    | 00:02:57 | 77.08%  | 68.75%  |
| July 1, 2010 - July 31, 2010     | 14        | 2.29    | 00:22:36 | 71.43%  | 28.57%  |
| % Change                         | 242.86%   | -23.44% | -86.96%  | 7.92%   | 140.63% |
| Netherlands                      |           |         |          |         |         |
| August 1, 2010 - August 31, 2010 | 46        | 1.98    | 00:04:06 | 80.43%  | 71.74%  |
| July 1, 2010 - July 31, 2010     | 1         | 1.00    | 00:00:00 | 100.00% | 100.00% |
| % Change                         | 4,500.00% | 97.83%  | 100.00%  | -19.57% | -28.26% |
| Ireland                          |           |         |          |         |         |
| August 1, 2010 - August 31, 2010 | 40        | 2.78    | 00:07:32 | 72.50%  | 57.50%  |
| July 1, 2010 - July 31, 2010     | 13        | 4.54    | 00:03:37 | 23.08%  | 69.23%  |
| % Change                         | 207.69%   | -38.86% | 107.98%  | 214.17% | -16.94% |
| Canada                           |           |         |          |         |         |
| August 1, 2010 - August 31, 2010 | 36        | 1.36    | 00:03:36 | 77.78%  | 69.44%  |
| July 1, 2010 - July 31, 2010     | 0         | 0.00    | 00:00:00 | 0.00%   | 0.00%   |
| % Change                         | 100.00%   | 100.00% | 100.00%  | 100.00% | 100.00% |
| 1 - 10 of 63                     |           |         |          |         |         |





## 7,058 visits used 15 browsers

### Site Usage

| Visits                           |  | Pages/Visit             |  | Avg. Time on Site            |  | % New Visits              |  | Bounce Rate              |  |
|----------------------------------|--|-------------------------|--|------------------------------|--|---------------------------|--|--------------------------|--|
| <b>7,058</b>                     |  | <b>2.68</b>             |  | <b>00:07:11</b>              |  | <b>68.87%</b>             |  | <b>59.31%</b>            |  |
| Previous: 2,185 (223.02%)        |  | Previous: 2.80 (-4.45%) |  | Previous: 00:10:22 (-30.74%) |  | Previous: 48.92% (40.77%) |  | Previous: 55.88% (6.13%) |  |
| Browser                          |  | Visits                  |  | Visits                       |  | Visits                    |  |                          |  |
| Firefox                          |  |                         |  |                              |  |                           |  |                          |  |
| August 1, 2010 - August 31, 2010 |  | 2,971                   |  | 42.09%                       |  |                           |  |                          |  |
| July 1, 2010 - July 31, 2010     |  | 894                     |  | 40.92%                       |  |                           |  |                          |  |
| Internet Explorer                |  |                         |  |                              |  |                           |  |                          |  |
| August 1, 2010 - August 31, 2010 |  | 1,488                   |  | 21.08%                       |  |                           |  |                          |  |
| July 1, 2010 - July 31, 2010     |  | 285                     |  | 13.04%                       |  |                           |  |                          |  |
| Opera                            |  |                         |  |                              |  |                           |  |                          |  |
| August 1, 2010 - August 31, 2010 |  | 1,232                   |  | 17.46%                       |  |                           |  |                          |  |
| July 1, 2010 - July 31, 2010     |  | 513                     |  | 23.48%                       |  |                           |  |                          |  |
| Chrome                           |  |                         |  |                              |  |                           |  |                          |  |
| August 1, 2010 - August 31, 2010 |  | 1,105                   |  | 15.66%                       |  |                           |  |                          |  |
| July 1, 2010 - July 31, 2010     |  | 416                     |  | 19.04%                       |  |                           |  |                          |  |
| Safari                           |  |                         |  |                              |  |                           |  |                          |  |
| August 1, 2010 - August 31, 2010 |  | 170                     |  | 2.41%                        |  |                           |  |                          |  |
| July 1, 2010 - July 31, 2010     |  | 39                      |  | 1.78%                        |  |                           |  |                          |  |
| Opera Mini                       |  |                         |  |                              |  |                           |  |                          |  |
| August 1, 2010 - August 31, 2010 |  | 35                      |  | 0.50%                        |  |                           |  |                          |  |
| July 1, 2010 - July 31, 2010     |  | 14                      |  | 0.64%                        |  |                           |  |                          |  |
| Konqueror                        |  |                         |  |                              |  |                           |  |                          |  |
| August 1, 2010 - August 31, 2010 |  | 21                      |  | 0.30%                        |  |                           |  |                          |  |
| July 1, 2010 - July 31, 2010     |  | 18                      |  | 0.82%                        |  |                           |  |                          |  |
| Mozilla                          |  |                         |  |                              |  |                           |  |                          |  |



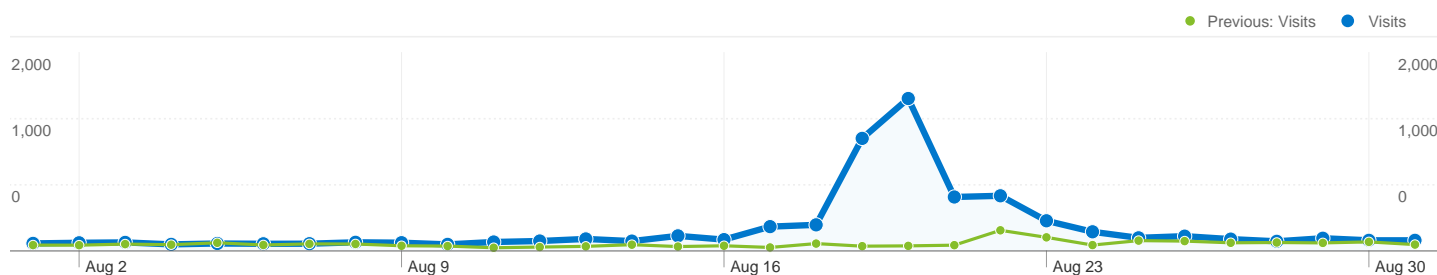
|  |    |       |
|--|----|-------|
| August 1, 2010 - August 31, 2010   | 15 | 0.21% |
| July 1, 2010 - July 31, 2010   | 2  | 0.09% |
|  IE with Chrome Frame |    |       |
| August 1, 2010 - August 31, 2010   | 5  | 0.07% |
| July 1, 2010 - July 31, 2010   | 1  | 0.05% |
|  SeaMonkey            |    |       |
| August 1, 2010 - August 31, 2010   | 5  | 0.07% |
| July 1, 2010 - July 31, 2010   | 0  | 0.00% |

1 - 10 of 15

## Screen Resolutions

Aug 1, 2010 - Aug 31, 2010

Comparing to: Jul 1, 2010 - Jul 31, 2010



7,058 visits used 195 screen resolutions

## Site Usage

## Visits

7,058

Previous:  
2,185 (223.02%)

## Pages/Visit

2.68

Previous:  
2.80 (-4.45%)

## Avg. Time on Site

00:07:11

Previous:  
00:10:22 (-30.74%)

## % New Visits

68.87%

Previous:  
48.92% (40.77%)

## Bounce Rate

59.31%

Previous:  
55.88% (6.13%)

## Screen Resolution

## Visits

## Visits

## Visits

## 1280x800

August 1, 2010 - August 31, 2010

1,308

18.53%

July 1, 2010 - July 31, 2010

368

16.84%

## 1280x1024

August 1, 2010 - August 31, 2010

1,179

16.70%

July 1, 2010 - July 31, 2010

343

15.70%

## 1024x768

August 1, 2010 - August 31, 2010

851

12.06%

July 1, 2010 - July 31, 2010

236

10.80%

## 1680x1050

August 1, 2010 - August 31, 2010

730

10.34%

July 1, 2010 - July 31, 2010

270

12.36%

## 1440x900

August 1, 2010 - August 31, 2010

637

9.03%

July 1, 2010 - July 31, 2010

106

4.85%

## 1920x1080

August 1, 2010 - August 31, 2010

452

6.40%

July 1, 2010 - July 31, 2010

234

10.71%

## 1366x768

August 1, 2010 - August 31, 2010

418

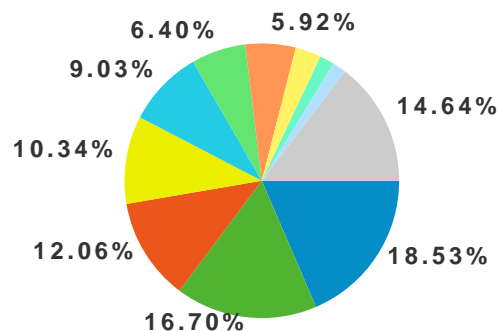
5.92%



July 1, 2010 - July 31, 2010

142

6.50%





















## 1920x1200











|   |     |       |
|---|-----|-------|
| August 1, 2010 - August 31, 2010  | 214 | 3.03% |
| July 1, 2010 - July 31, 2010  | 83  | 3.80% |
|  1600x1200 |     |       |
| August 1, 2010 - August 31, 2010  | 122 | 1.73% |
| July 1, 2010 - July 31, 2010  | 36  | 1.65% |
|  1024x600  |     |       |
| August 1, 2010 - August 31, 2010  | 114 | 1.62% |
| July 1, 2010 - July 31, 2010  | 13  | 0.59% |





















1 - 10 of 195















## Most visits repeated: 1 times

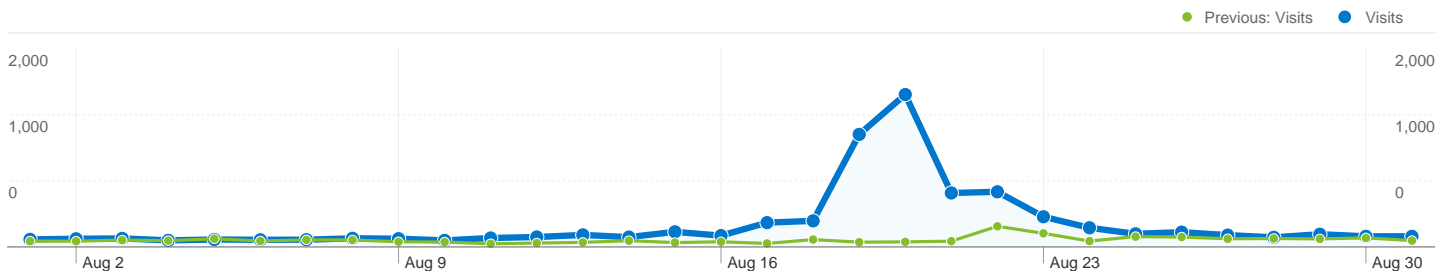
| Count of visits from this visitor including current | Visits that were the visitor's nth visit | Percentage of all visits  |
|---|--|---|
| <b>1 times</b>                                      |  |   |
| Jul 1, 2010 - Jul 31, 2010                          | 1,069.00                                 |  48.92% |
| Aug 1, 2010 - Aug 31, 2010                          | 4,861.00                                 |  68.87% |
| <b>2 times</b>                                      |  |   |
| Jul 1, 2010 - Jul 31, 2010                          | 188.00                                   |  8.60%   |
| Aug 1, 2010 - Aug 31, 2010                          | 651.00                                   |  9.22%   |
| <b>3 times</b>                                      |  |   |
| Jul 1, 2010 - Jul 31, 2010                          | 88.00                                    |  4.03%   |
| Aug 1, 2010 - Aug 31, 2010                          | 241.00                                   |  3.41%   |
| <b>4 times</b>                                      |  |   |
| Jul 1, 2010 - Jul 31, 2010                          | 54.00                                    |  2.47%   |
| Aug 1, 2010 - Aug 31, 2010                          | 134.00                                   |  1.90% |
| <b>5 times</b>                                      |  |   |
| Jul 1, 2010 - Jul 31, 2010                          | 46.00                                    |  2.11% |
| Aug 1, 2010 - Aug 31, 2010                          | 111.00                                   |  1.57% |
| <b>6 times</b>                                      |  |   |
| Jul 1, 2010 - Jul 31, 2010                          | 48.00                                    |  2.20% |
| Aug 1, 2010 - Aug 31, 2010                          | 81.00                                    |  1.15% |
| <b>7 times</b>                                      |  |   |
| Jul 1, 2010 - Jul 31, 2010                          | 40.00                                    |  1.83% |
| Aug 1, 2010 - Aug 31, 2010                          | 72.00                                    |  1.02% |
| <b>8 times</b>                                      |  |   |
| Jul 1, 2010 - Jul 31, 2010                          | 25.00                                    |  1.14% |
| Aug 1, 2010 - Aug 31, 2010                          | 55.00                                    |  0.78% |
| <b>9-14 times</b>                                   |  |   |
| Jul 1, 2010 - Jul 31, 2010                          | 105.00                                   |  4.81% |
| Aug 1, 2010 - Aug 31, 2010                          | 212.00                                   |  3.00% |
| <b>15-25 times</b>                                  |  |   |
| Jul 1, 2010 - Jul 31, 2010                          | 90.00                                    |  4.12% |
| Aug 1, 2010 - Aug 31, 2010                          | 188.00                                   |  2.66% |

|                            |        |   |
|----------------------------|--------|---|
| <b>26-50 times</b>         |        |   |
| Jul 1, 2010 - Jul 31, 2010 | 83.00  |  3.80% |
| Aug 1, 2010 - Aug 31, 2010 | 126.00 |  1.79% |
| <b>51-100 times</b>        |        |   |
| Jul 1, 2010 - Jul 31, 2010 | 94.00  |  4.30% |
| Aug 1, 2010 - Aug 31, 2010 | 75.00  |  1.06% |
| <b>101-200 times</b>       |        |   |
| Jul 1, 2010 - Jul 31, 2010 | 126.00 |  5.77% |
| Aug 1, 2010 - Aug 31, 2010 | 128.00 |  1.81% |
| <b>201+ times</b>          |        |   |
| Jul 1, 2010 - Jul 31, 2010 | 129.00 |  5.90% |
| Aug 1, 2010 - Aug 31, 2010 | 123.00 |  1.74% |

For most visits the previous visit happened: 0 days ago

| Previous visit was tracked | Total visits by period | Percentage of all visits  |
|----------------------------|------------------------|---|
| <b>First visit</b>         |                        |   |
| Jul 1, 2010 - Jul 31, 2010 | 1,069.00               |  48.92% |
| Aug 1, 2010 - Aug 31, 2010 | 4,861.00               |  68.87% |
| <b>Same day</b>            |                        |   |
| Jul 1, 2010 - Jul 31, 2010 | 780.00                 |  35.70% |
| Aug 1, 2010 - Aug 31, 2010 | 1,685.00               |  23.87%  |
| <b>&lt;0 days ago</b>      |                        |   |
| Jul 1, 2010 - Jul 31, 2010 | 1.00                   |  0.05%   |
| Aug 1, 2010 - Aug 31, 2010 | 4.00                   |  0.06%   |
| <b>0 days ago</b>          |                        |   |
| Jul 1, 2010 - Jul 31, 2010 | 1,849.00               |  84.62% |
| Aug 1, 2010 - Aug 31, 2010 | 6,546.00               |  92.75% |
| <b>1 days ago</b>          |                        |   |
| Jul 1, 2010 - Jul 31, 2010 | 98.00                  |  4.49% |
| Aug 1, 2010 - Aug 31, 2010 | 129.00                 |  1.83% |
| <b>2 days ago</b>          |                        |   |
| Jul 1, 2010 - Jul 31, 2010 | 41.00                  |  1.88% |
| Aug 1, 2010 - Aug 31, 2010 | 74.00                  |  1.05% |
| <b>3 days ago</b>          |                        |   |
| Jul 1, 2010 - Jul 31, 2010 | 21.00                  |  0.96% |
| Aug 1, 2010 - Aug 31, 2010 | 49.00                  |  0.69% |
| <b>4 days ago</b>          |                        |   |
| Jul 1, 2010 - Jul 31, 2010 | 23.00                  |  1.05% |
| Aug 1, 2010 - Aug 31, 2010 | 21.00                  |  0.30% |
| <b>5 days ago</b>          |                        |   |
| Jul 1, 2010 - Jul 31, 2010 | 9.00                   |  0.41% |
| Aug 1, 2010 - Aug 31, 2010 | 27.00                  |  0.38% |
| <b>6 days ago</b>          |                        |   |
| Jul 1, 2010 - Jul 31, 2010 | 8.00                   |  0.37% |
| Aug 1, 2010 - Aug 31, 2010 | 16.00                  |  0.23% |
| <b>7 days ago</b>          |                        |   |

|                            |       |   |
|----------------------------|-------|---|
| Jul 1, 2010 - Jul 31, 2010 | 6.00  |  0.27%   |
| Aug 1, 2010 - Aug 31, 2010 | 14.00 |  0.20%   |
| <b>8-14 days ago</b>       |       |   |
| Jul 1, 2010 - Jul 31, 2010 | 46.00 |  2.11%   |
| Aug 1, 2010 - Aug 31, 2010 | 52.00 |  0.74%   |
| <b>15-30 days ago</b>      |       |   |
| Jul 1, 2010 - Jul 31, 2010 | 34.00 |  1.56%   |
| Aug 1, 2010 - Aug 31, 2010 | 54.00 |  0.77%   |
| <b>31-60 days ago</b>      |       |   |
| Jul 1, 2010 - Jul 31, 2010 | 31.00 |  1.42%   |
| Aug 1, 2010 - Aug 31, 2010 | 31.00 |  0.44%   |
| <b>61-120 days ago</b>     |       |   |
| Jul 1, 2010 - Jul 31, 2010 | 11.00 |  0.50%   |
| Aug 1, 2010 - Aug 31, 2010 | 16.00 |  0.23%   |
| <b>121-364 days ago</b>    |       |   |
| Jul 1, 2010 - Jul 31, 2010 | 2.00  |  0.09%   |
| Aug 1, 2010 - Aug 31, 2010 | 11.00 |  0.16%   |
| <b>365+ days ago</b>       |       |   |
| Jul 1, 2010 - Jul 31, 2010 | 5.00  |  0.23% |
| Aug 1, 2010 - Aug 31, 2010 | 14.00 |  0.20% |



All traffic sources sent 7,058 visits via 101 sources and mediums

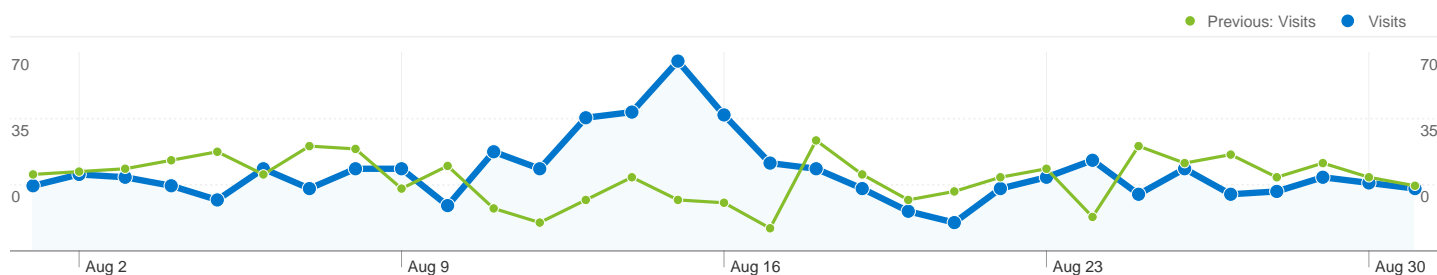
#### Site Usage

| <b>Visits</b><br><b>7,058</b><br>Previous:<br>2,185 (223.02%) | <b>Pages/Visit</b><br><b>2.68</b><br>Previous:<br>2.80 (-4.45%) | <b>Avg. Time on Site</b><br><b>00:07:11</b><br>Previous:<br>00:10:22 (-30.74%) | <b>% New Visits</b><br><b>68.87%</b><br>Previous:<br>48.92% (40.77%) | <b>Bounce Rate</b><br><b>59.31%</b><br>Previous:<br>55.88% (6.13%) |              |             |
|---|---|--|--|--|--------------|-------------|
| Source/Medium   |   | Visits   | Pages/Visit  | Avg. Time on Site  | % New Visits | Bounce Rate |
| vybrali.sme.sk / referral                                     |   |  |  |  |              |             |
| August 1, 2010 - August 31, 2010                              |   | 4,038  | 2.16   | 00:06:30   | 81.05%       | 65.30%      |
| July 1, 2010 - July 31, 2010                                  |   | 0  | 0.00   | 00:00:00   | 0.00%        | 0.00%       |
| % Change  |   | 100.00%  | 100.00%  | 100.00%  | 100.00%      | 100.00%     |
| (direct) / (none)   |   |  |  |  |              |             |
| August 1, 2010 - August 31, 2010                              |   | 1,079  | 3.50   | 00:09:34   | 55.61%       | 49.49%      |
| July 1, 2010 - July 31, 2010                                  |   | 672  | 3.02   | 00:16:09   | 43.45%       | 47.17%      |
| % Change  |   | 60.57%   | 15.82%   | -40.72%  | 27.97%       | 4.91%       |
| google / organic  |   |  |  |  |              |             |
| August 1, 2010 - August 31, 2010                              |   | 858  | 3.80   | 00:04:41   | 60.84%       | 55.71%      |
| July 1, 2010 - July 31, 2010                                  |   | 785  | 2.42   | 00:03:54   | 48.79%       | 67.39%      |
| % Change  |   | 9.30%  | 56.97%   | 20.18%   | 24.70%       | -17.33%     |
| forum.boinc.sk / referral                                     |   |  |  |  |              |             |
| August 1, 2010 - August 31, 2010                              |   | 265  | 2.83   | 00:06:00   | 12.45%       | 29.06%      |
| July 1, 2010 - July 31, 2010                                  |   | 162  | 2.18   | 00:04:17   | 20.37%       | 31.48%      |
| % Change  |   | 63.58%   | 29.71%   | 40.06%   | -38.87%      | -7.70%      |
| facebook.com / referral                                       |   |  |  |  |              |             |
| August 1, 2010 - August 31, 2010                              |   | 202  | 2.51   | 00:27:39   | 70.79%       | 70.79%      |
| July 1, 2010 - July 31, 2010                                  |   | 124  | 2.74   | 00:48:47   | 57.26%       | 58.06%      |
| % Change  |   | 62.90%   | -8.46%   | -43.32%  | 23.64%       | 21.92%      |
| hronskelacany.sk / referral                                   |   |  |  |  |              |             |
| August 1, 2010 - August 31, 2010                              |   | 118  | 2.14   | 00:06:27   | 0.85%        | 18.64%      |

|  |         |         |           |         |         |
|--|---------|---------|-----------|---------|---------|
| July 1, 2010 - July 31, 2010                 | 32      | 2.19    | 00:08:10  | 3.12%   | 18.75%  |
| % Change                                     | 268.75% | -2.37%  | -20.98%   | -72.88% | -0.56%  |
| sk.wikipedia.org / referral                  |         |         |           |         |         |
| August 1, 2010 - August 31, 2010             | 63      | 6.00    | 00:08:09  | 73.02%  | 49.21%  |
| July 1, 2010 - July 31, 2010                 | 37      | 5.05    | 00:07:47  | 81.08%  | 62.16%  |
| % Change                                     | 70.27%  | 18.72%  | 4.80%     | -9.95%  | -20.84% |
| skyscrapercity.com / referral                |         |         |           |         |         |
| August 1, 2010 - August 31, 2010             | 46      | 1.33    | 00:01:13  | 8.70%   | 78.26%  |
| July 1, 2010 - July 31, 2010                 | 26      | 1.58    | 00:00:58  | 26.92%  | 88.46%  |
| % Change                                     | 76.92%  | -15.91% | 26.68%    | -67.70% | -11.53% |
| peticieochranaprirody.estranky.sk / referral |         |         |           |         |         |
| August 1, 2010 - August 31, 2010             | 39      | 2.15    | 00:01:27  | 48.72%  | 61.54%  |
| July 1, 2010 - July 31, 2010                 | 18      | 1.17    | 00:00:36  | 77.78%  | 77.78%  |
| % Change                                     | 116.67% | 84.62%  | 141.69%   | -37.36% | -20.88% |
| projekty.czechnationalteam.cz / referral     |         |         |           |         |         |
| August 1, 2010 - August 31, 2010             | 34      | 1.50    | 00:13:14  | 79.41%  | 88.24%  |
| July 1, 2010 - July 31, 2010                 | 11      | 1.00    | 00:00:00  | 81.82%  | 100.00% |
| % Change                                     | 209.09% | 50.00%  | 100.00%   | -2.94%  | -11.76% |
| google.sk / referral                         |         |         |           |         |         |
| August 1, 2010 - August 31, 2010             | 27      | 4.19    | 00:04:56  | 85.19%  | 55.56%  |
| July 1, 2010 - July 31, 2010                 | 28      | 2.43    | 00:01:28  | 96.43%  | 67.86%  |
| % Change                                     | -3.57%  | 72.33%  | 235.68%   | -11.66% | -18.13% |
| einstein.phys.uwm.edu / referral             |         |         |           |         |         |
| August 1, 2010 - August 31, 2010             | 22      | 4.32    | 00:03:03  | 68.18%  | 22.73%  |
| July 1, 2010 - July 31, 2010                 | 3       | 2.00    | 00:00:15  | 0.00%   | 0.00%   |
| % Change                                     | 633.33% | 115.91% | 1,120.91% | 100.00% | 100.00% |
| veda.sme.sk / referral                       |         |         |           |         |         |
| August 1, 2010 - August 31, 2010             | 21      | 1.00    | 00:00:01  | 4.76%   | 95.24%  |
| July 1, 2010 - July 31, 2010                 | 94      | 4.83    | 00:07:23  | 65.96%  | 51.06%  |
| % Change                                     | -77.66% | -79.30% | -99.82%   | -92.78% | 86.51%  |
| forum.mtbiker.sk / referral                  |         |         |           |         |         |
| August 1, 2010 - August 31, 2010             | 20      | 2.10    | 00:00:28  | 95.00%  | 70.00%  |
| July 1, 2010 - July 31, 2010                 | 18      | 1.22    | 00:00:11  | 100.00% | 83.33%  |
| % Change                                     | 11.11%  | 71.82%  | 151.82%   | -5.00%  | -16.00% |
| hojko.com / referral                         |         |         |           |         |         |
| August 1, 2010 - August 31, 2010             | 20      | 2.25    | 00:04:39  | 60.00%  | 75.00%  |

|                                       |         |         |           |          |         |
|---------------------------------------|---------|---------|-----------|----------|---------|
| July 1, 2010 - July 31, 2010          | 12      | 2.17    | 00:04:49  | 41.67%   | 66.67%  |
| % Change                              | 66.67%  | 3.85%   | -3.39%    | 44.00%   | 12.50%  |
| zoznam.sk / referral                  |         |         |           |          |         |
| August 1, 2010 - August 31, 2010      | 19      | 2.37    | 00:06:47  | 84.21%   | 68.42%  |
| July 1, 2010 - July 31, 2010          | 29      | 1.97    | 00:00:45  | 79.31%   | 62.07%  |
| % Change                              | -34.48% | 20.50%  | 808.51%   | 6.18%    | 10.23%  |
| setiathome.berkeley.edu / referral    |         |         |           |          |         |
| August 1, 2010 - August 31, 2010      | 14      | 4.07    | 00:03:19  | 28.57%   | 28.57%  |
| July 1, 2010 - July 31, 2010          | 7       | 5.57    | 00:05:56  | 71.43%   | 28.57%  |
| % Change                              | 100.00% | -26.92% | -43.94%   | -60.00%  | 0.00%   |
| boinc.bakerlab.org / referral         |         |         |           |          |         |
| August 1, 2010 - August 31, 2010      | 13      | 2.54    | 00:02:05  | 23.08%   | 38.46%  |
| July 1, 2010 - July 31, 2010          | 3       | 2.33    | 00:02:23  | 66.67%   | 33.33%  |
| % Change                              | 333.33% | 8.79%   | -12.11%   | -65.38%  | 15.38%  |
| svetelektro.com / referral            |         |         |           |          |         |
| August 1, 2010 - August 31, 2010      | 12      | 1.25    | 00:05:03  | 0.00%    | 91.67%  |
| July 1, 2010 - July 31, 2010          | 4       | 1.75    | 00:06:26  | 50.00%   | 50.00%  |
| % Change                              | 200.00% | -28.57% | -21.52%   | -100.00% | 83.33%  |
| pretaktovanie.sk / referral           |         |         |           |          |         |
| August 1, 2010 - August 31, 2010      | 11      | 1.36    | 00:00:37  | 81.82%   | 81.82%  |
| July 1, 2010 - July 31, 2010          | 5       | 4.20    | 00:01:54  | 80.00%   | 80.00%  |
| % Change                              | 120.00% | -67.53% | -67.59%   | 2.27%    | 2.27%   |
| climateapps2.oucs.ox.ac.uk / referral |         |         |           |          |         |
| August 1, 2010 - August 31, 2010      | 10      | 6.30    | 00:05:43  | 20.00%   | 0.00%   |
| July 1, 2010 - July 31, 2010          | 1       | 2.00    | 00:00:09  | 100.00%  | 0.00%   |
| % Change                              | 900.00% | 215.00% | 3,707.78% | -80.00%  | 0.00%   |
| marpes.info / referral                |         |         |           |          |         |
| August 1, 2010 - August 31, 2010      | 7       | 1.14    | 00:00:01  | 100.00%  | 85.71%  |
| July 1, 2010 - July 31, 2010          | 7       | 1.14    | 00:00:30  | 100.00%  | 71.43%  |
| % Change                              | 0.00%   | 0.00%   | -96.15%   | 0.00%    | 20.00%  |
| motoride.sk / referral                |         |         |           |          |         |
| August 1, 2010 - August 31, 2010      | 7       | 1.29    | 00:01:03  | 28.57%   | 85.71%  |
| July 1, 2010 - July 31, 2010          | 1       | 1.00    | 00:00:00  | 100.00%  | 100.00% |
| % Change                              | 600.00% | 28.57%  | 100.00%   | -71.43%  | -14.29% |
| boinc.cz / referral                   |         |         |           |          |         |
| August 1, 2010 - August 31, 2010      | 6       | 2.50    | 00:01:51  | 50.00%   | 50.00%  |

|                                  |         |         |          |         |         |
|----------------------------------|---------|---------|----------|---------|---------|
| July 1, 2010 - July 31, 2010     | 0       | 0.00    | 00:00:00 | 0.00%   | 0.00%   |
| % Change                         | 100.00% | 100.00% | 100.00%  | 100.00% | 100.00% |
| lhcathehome.cern.ch / referral   |         |         |          |         |         |
| August 1, 2010 - August 31, 2010 | 5       | 9.80    | 00:15:05 | 60.00%  | 20.00%  |
| July 1, 2010 - July 31, 2010     | 1       | 1.00    | 00:00:00 | 0.00%   | 100.00% |
| % Change                         | 400.00% | 880.00% | 100.00%  | 100.00% | -80.00% |
| 1 - 25 of 101                    |         |         |          |         |         |



## Search sent 865 total visits via 644 keywords

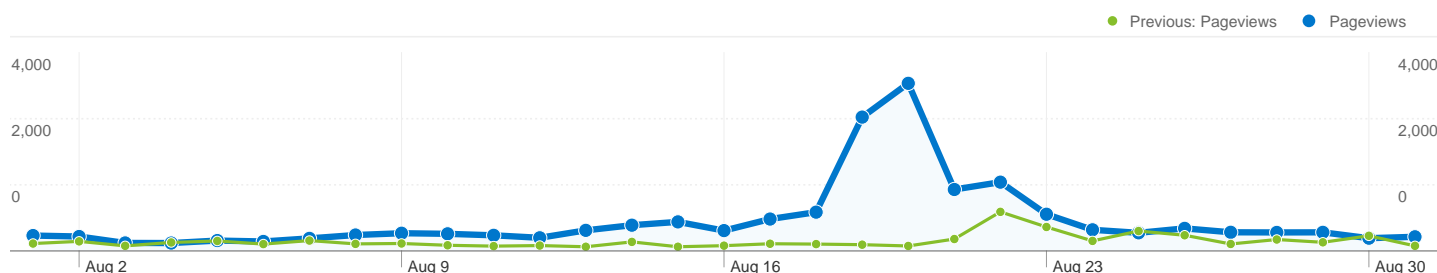
## Site Usage

|   |   |   |  |  |             |
|---|---|---|--|--|-------------|
| Visits<br>865<br>Previous:<br>795 (8.81%) | Pages/Visit<br>3.80<br>Previous:<br>2.41 (57.33%) | Avg. Time on Site<br>00:04:40<br>Previous:<br>00:03:53 (20.20%) | % New Visits<br>61.04%<br>Previous:<br>49.31% (23.79%) | Bounce Rate<br>55.61%<br>Previous:<br>67.42% (-17.52%) |             |
| Keyword                                   | Visits  | Pages/Visit   | Avg. Time on Site                                      | % New Visits   | Bounce Rate |
| boinc                                     |   |   |  |  |             |
| August 1, 2010 - August 31, 2010          | 146   | 5.06  | 00:04:07   | 43.84%   | 43.15%      |
| July 1, 2010 - July 31, 2010              | 136   | 3.14  | 00:02:10   | 27.94%   | 67.65%      |
| % Change                                  | 7.35%   | 61.21%  | 90.74%   | 56.89%   | -36.21%     |
| einstein@home                             |   |   |  |  |             |
| August 1, 2010 - August 31, 2010          | 81  | 5.35  | 00:03:58   | 62.96%   | 35.80%      |
| July 1, 2010 - July 31, 2010              | 3   | 9.67  | 00:09:49   | 0.00%  | 33.33%      |
| % Change                                  | 2,600.00%   | -44.70%   | -59.66%  | 100.00%  | 7.41%       |
| boinc the lattice project                 |   |   |  |  |             |
| August 1, 2010 - August 31, 2010          | 65  | 1.17  | 00:00:13   | 0.00%  | 81.54%      |
| July 1, 2010 - July 31, 2010              | 129   | 1.25  | 00:01:39   | 0.00%  | 58.91%      |
| % Change                                  | -49.61%   | -6.32%  | -86.43%  | 0.00%  | 38.40%      |
| boinc.sk                                  |   |   |  |  |             |
| August 1, 2010 - August 31, 2010          | 33  | 9.03  | 00:06:13   | 39.39%   | 15.15%      |
| July 1, 2010 - July 31, 2010              | 11  | 6.18  | 00:07:18   | 36.36%   | 0.00%       |
| % Change                                  | 200.00%   | 46.08%  | -14.84%  | 8.33%  | 100.00%     |
| chernobylska tragedia                     |   |   |  |  |             |
| August 1, 2010 - August 31, 2010          | 16  | 5.56  | 00:20:24   | 75.00%   | 62.50%      |
| July 1, 2010 - July 31, 2010              | 10  | 4.80  | 00:13:37   | 90.00%   | 20.00%      |
| % Change                                  | 60.00%  | 15.89%  | 49.86%   | -16.67%  | 212.50%     |
| nvidia cuda                               |   |   |  |  |             |
| August 1, 2010 - August 31, 2010          | 13  | 1.00  | 00:00:00   | 0.00%  | 100.00%     |

|                                  |         |         |          |         |         |
|----------------------------------|---------|---------|----------|---------|---------|
| July 1, 2010 - July 31, 2010     | 27      | 1.00    | 00:00:00 | 0.00%   | 100.00% |
| % Change                         | -51.85% | 0.00%   | 0.00%    | 0.00%   | 0.00%   |
| cernobyl dnes                    |         |         |          |         |         |
| August 1, 2010 - August 31, 2010 | 11      | 3.09    | 00:08:04 | 81.82%  | 36.36%  |
| July 1, 2010 - July 31, 2010     | 9       | 2.22    | 00:01:15 | 88.89%  | 55.56%  |
| % Change                         | 22.22%  | 39.09%  | 549.06%  | -7.95%  | -34.55% |
| eris červená                     |         |         |          |         |         |
| August 1, 2010 - August 31, 2010 | 11      | 1.18    | 00:01:18 | 9.09%   | 72.73%  |
| July 1, 2010 - July 31, 2010     | 0       | 0.00    | 00:00:00 | 0.00%   | 0.00%   |
| % Change                         | 100.00% | 100.00% | 100.00%  | 100.00% | 100.00% |
| bionc                            |         |         |          |         |         |
| August 1, 2010 - August 31, 2010 | 10      | 5.20    | 00:04:17 | 20.00%  | 50.00%  |
| July 1, 2010 - July 31, 2010     | 0       | 0.00    | 00:00:00 | 0.00%   | 0.00%   |
| % Change                         | 100.00% | 100.00% | 100.00%  | 100.00% | 100.00% |
| einstein home                    |         |         |          |         |         |
| August 1, 2010 - August 31, 2010 | 9       | 2.00    | 00:00:22 | 33.33%  | 77.78%  |
| July 1, 2010 - July 31, 2010     | 0       | 0.00    | 00:00:00 | 0.00%   | 0.00%   |
| % Change                         | 100.00% | 100.00% | 100.00%  | 100.00% | 100.00% |
| seti                             |         |         |          |         |         |
| August 1, 2010 - August 31, 2010 | 9       | 2.33    | 00:01:14 | 55.56%  | 55.56%  |
| July 1, 2010 - July 31, 2010     | 11      | 6.00    | 00:02:54 | 63.64%  | 27.27%  |
| % Change                         | -18.18% | -61.11% | -57.30%  | -12.70% | 103.70% |
| cheopsova pyramida               |         |         |          |         |         |
| August 1, 2010 - August 31, 2010 | 6       | 1.83    | 00:06:07 | 33.33%  | 66.67%  |
| July 1, 2010 - July 31, 2010     | 0       | 0.00    | 00:00:00 | 0.00%   | 0.00%   |
| % Change                         | 100.00% | 100.00% | 100.00%  | 100.00% | 100.00% |
| supersymetria                    |         |         |          |         |         |
| August 1, 2010 - August 31, 2010 | 6       | 1.17    | 00:05:00 | 16.67%  | 83.33%  |
| July 1, 2010 - July 31, 2010     | 28      | 1.79    | 00:03:51 | 71.43%  | 60.71%  |
| % Change                         | -78.57% | -34.67% | 30.01%   | -76.67% | 37.25%  |
| radioaktivna plaz                |         |         |          |         |         |
| August 1, 2010 - August 31, 2010 | 5       | 2.00    | 00:01:18 | 60.00%  | 80.00%  |
| July 1, 2010 - July 31, 2010     | 0       | 0.00    | 00:00:00 | 0.00%   | 0.00%   |
| % Change                         | 100.00% | 100.00% | 100.00%  | 100.00% | 100.00% |
| reversi                          |         |         |          |         |         |
| August 1, 2010 - August 31, 2010 | 5       | 1.20    | 00:00:11 | 80.00%  | 80.00%  |

|                                  |         |         |          |         |         |
|----------------------------------|---------|---------|----------|---------|---------|
| July 1, 2010 - July 31, 2010     | 1       | 1.00    | 00:00:00 | 100.00% | 100.00% |
| % Change                         | 400.00% | 20.00%  | 100.00%  | -20.00% | -20.00% |
| sarkofag cernobyl                |         |         |          |         |         |
| August 1, 2010 - August 31, 2010 | 5       | 6.20    | 00:09:45 | 80.00%  | 40.00%  |
| July 1, 2010 - July 31, 2010     | 0       | 0.00    | 00:00:00 | 0.00%   | 0.00%   |
| % Change                         | 100.00% | 100.00% | 100.00%  | 100.00% | 100.00% |
| cesta do černobylu               |         |         |          |         |         |
| August 1, 2010 - August 31, 2010 | 4       | 9.50    | 00:06:24 | 50.00%  | 25.00%  |
| July 1, 2010 - July 31, 2010     | 0       | 0.00    | 00:00:00 | 0.00%   | 0.00%   |
| % Change                         | 100.00% | 100.00% | 100.00%  | 100.00% | 100.00% |
| fuzny reaktor                    |         |         |          |         |         |
| August 1, 2010 - August 31, 2010 | 4       | 5.75    | 00:42:03 | 75.00%  | 75.00%  |
| July 1, 2010 - July 31, 2010     | 0       | 0.00    | 00:00:00 | 0.00%   | 0.00%   |
| % Change                         | 100.00% | 100.00% | 100.00%  | 100.00% | 100.00% |
| návšteva černobylu               |         |         |          |         |         |
| August 1, 2010 - August 31, 2010 | 4       | 3.50    | 00:22:16 | 50.00%  | 50.00%  |
| July 1, 2010 - July 31, 2010     | 14      | 6.93    | 00:12:34 | 14.29%  | 71.43%  |
| % Change                         | -71.43% | -49.48% | 77.07%   | 250.00% | -30.00% |
| opensuse 11.3                    |         |         |          |         |         |
| August 1, 2010 - August 31, 2010 | 4       | 1.00    | 00:00:01 | 100.00% | 75.00%  |
| July 1, 2010 - July 31, 2010     | 0       | 0.00    | 00:00:00 | 0.00%   | 0.00%   |
| % Change                         | 100.00% | 100.00% | 100.00%  | 100.00% | 100.00% |
| sucasni obyvatelia cernobylu     |         |         |          |         |         |
| August 1, 2010 - August 31, 2010 | 4       | 10.50   | 00:15:08 | 50.00%  | 25.00%  |
| July 1, 2010 - July 31, 2010     | 0       | 0.00    | 00:00:00 | 0.00%   | 0.00%   |
| % Change                         | 100.00% | 100.00% | 100.00%  | 100.00% | 100.00% |
| vylet do cernobylu               |         |         |          |         |         |
| August 1, 2010 - August 31, 2010 | 4       | 2.75    | 00:14:05 | 100.00% | 25.00%  |
| July 1, 2010 - July 31, 2010     | 4       | 6.00    | 00:18:52 | 100.00% | 0.00%   |
| % Change                         | 0.00%   | -54.17% | -25.35%  | 0.00%   | 100.00% |
| cernobyl exkurzia                |         |         |          |         |         |
| August 1, 2010 - August 31, 2010 | 3       | 13.67   | 00:24:36 | 66.67%  | 33.33%  |
| July 1, 2010 - July 31, 2010     | 0       | 0.00    | 00:00:00 | 0.00%   | 0.00%   |
| % Change                         | 100.00% | 100.00% | 100.00%  | 100.00% | 100.00% |
| cuda nvidia                      |         |         |          |         |         |
| August 1, 2010 - August 31, 2010 | 3       | 1.00    | 00:00:00 | 66.67%  | 100.00% |

|                                  |                |         |          |                |                |
|----------------------------------|----------------|---------|----------|----------------|----------------|
| July 1, 2010 - July 31, 2010     | <b>1</b>       | 1.00    | 00:00:00 | 100.00%        | 100.00%        |
| % Change                         | <b>200.00%</b> | 0.00%   | 0.00%    | <b>-33.33%</b> | 0.00%          |
| dinosaur                         |                |         |          |                |                |
| August 1, 2010 - August 31, 2010 | <b>3</b>       | 1.33    | 00:00:10 | 100.00%        | 66.67%         |
| July 1, 2010 - July 31, 2010     | <b>0</b>       | 0.00    | 00:00:00 | 0.00%          | 0.00%          |
| % Change                         | <b>100.00%</b> | 100.00% | 100.00%  | 100.00%        | <b>100.00%</b> |
| 1 - 25 of 644                    |                |         |          |                |                |



261 page titles were viewed a total of 18,889 times

#### Content Performance

|   |  |  |  |   |   |          |
|---|--|--|--|---|---|----------|
| <div>Pageviews</div> <div>18,889</div> <div>Previous:<br/>6,120 (208.64%)</div> | <div>Unique Pageviews</div> <div>12,322</div> <div>Previous:<br/>3,562 (245.93%)</div> | <div>Avg. Time on Page</div> <div>00:04:16</div> <div>Previous:<br/>00:05:45 (-25.68%)</div> | <div>Bounce Rate</div> <div>59.43%</div> <div>Previous:<br/>56.06% (6.02%)</div> | <div>% Exit</div> <div>37.29%</div> <div>Previous:<br/>35.59% (4.77%)</div> | <div>\$ Index</div> <div>€0.00</div> <div>Previous:<br/>€0.00 (0.00%)</div> |          |
| Page Title  | Pageviews  | Unique Pageviews   | Avg. Time on Page  | Bounce Rate   | % Exit  | \$ Index |
| Robotický prieskum Veľkej Cheopsovej pyramídy   BOINC.SK                        |  |  |  |   |   |          |
| August 1, 2010 - August 31, 2010  | 7,134  | 4,324  | 00:06:46   | 66.85%  | 54.46%  | €0.00    |
| July 1, 2010 - July 31, 2010  | 32   | 22   | 00:12:11   | 50.00%  | 68.75%  | €0.00    |
| % Change  | 22,193.75%   | 19,554.55%   | -44.37%  | 33.70%  | -20.79%   | 0.00%    |
| BOINC.SK   naše počítače pomáhajú rozvoju ľudstva                               |  |  |  |   |   |          |
| August 1, 2010 - August 31, 2010  | 3,314  | 2,349  | 00:01:55   | 35.54%  | 32.68%  | €0.00    |
| July 1, 2010 - July 31, 2010  | 1,642  | 1,146  | 00:03:21   | 39.32%  | 44.70%  | €0.00    |
| % Change  | 101.83%  | 104.97%  | -42.73%  | -9.62%  | -26.89%   | 0.00%    |
| Moja návšteva Černobyľu   BOINC.SK  |  |  |  |   |   |          |
| August 1, 2010 - August 31, 2010  | 2,204  | 629  | 00:02:33   | 63.14%  | 24.91%  | €0.00    |
| July 1, 2010 - July 31, 2010  | 2,259  | 635  | 00:02:57   | 63.70%  | 26.69%  | €0.00    |
| % Change  | -2.43%   | -0.94%   | -13.95%  | -0.88%  | -6.68%  | 0.00%    |
| Stiahnite si   BOINC.SK   |  |  |  |   |   |          |
| August 1, 2010 - August 31, 2010  | 412  | 336  | 00:00:26   | 69.23%  | 11.65%  | €0.00    |
| July 1, 2010 - July 31, 2010  | 122  | 110  | 00:00:20   | 42.11%  | 13.93%  | €0.00    |
| % Change  | 237.70%  | 205.45%  | 31.07%   | 64.42%  | -16.39%   | 0.00%    |
| Simulácia fúzneho reaktora u vás doma   BOINC.SK                                |  |  |  |   |   |          |
| August 1, 2010 - August 31, 2010  | 318  | 238  | 00:17:25   | 67.35%  | 41.51%  | €0.00    |
| July 1, 2010 - July 31, 2010  | 77   | 65   | 00:02:46   | 71.74%  | 57.14%  | €0.00    |
| % Change  | 312.99%  | 266.15%  | 529.61%  | -6.12%  | -27.36%   | 0.00%    |

|   |         |         |          |          |         |       |
|---|---------|---------|----------|----------|---------|-------|
| Aktuálne články   BOINC.SK  |         |         |          |          |         |       |
| August 1, 2010 - August 31, 2010                                      | 256     | 168     | 00:00:57 | 58.33%   | 20.31%  | €0.00 |
| July 1, 2010 - July 31, 2010  | 67      | 49      | 00:00:50 | 12.50%   | 22.39%  | €0.00 |
| % Change  | 282.09% | 242.86% | 15.80%   | 366.67%  | -9.27%  | 0.00% |
| Máme sa báť rádioaktivity?   BOINC.SK                                 |         |         |          |          |         |       |
| August 1, 2010 - August 31, 2010                                      | 215     | 110     | 00:03:05 | 68.57%   | 33.95%  | €0.00 |
| July 1, 2010 - July 31, 2010  | 111     | 50      | 00:01:56 | 66.67%   | 36.04%  | €0.00 |
| % Change  | 93.69%  | 120.00% | 59.37%   | 2.86%    | -5.78%  | 0.00% |
| Einstein@Home   BOINC.SK  |         |         |          |          |         |       |
| August 1, 2010 - August 31, 2010                                      | 200     | 162     | 00:01:05 | 28.95%   | 28.00%  | €0.00 |
| July 1, 2010 - July 31, 2010  | 22      | 19      | 00:02:59 | 80.00%   | 31.82%  | €0.00 |
| % Change  | 809.09% | 752.63% | -63.56%  | -63.82%  | -12.00% | 0.00% |
| O tíme BOINC.SK   BOINC.SK  |         |         |          |          |         |       |
| August 1, 2010 - August 31, 2010                                      | 195     | 171     | 00:00:48 | 0.00%    | 14.87%  | €0.00 |
| July 1, 2010 - July 31, 2010  | 49      | 36      | 00:01:34 | 50.00%   | 22.45%  | €0.00 |
| % Change  | 297.96% | 375.00% | -49.36%  | -100.00% | -33.75% | 0.00% |
| Prvý úspech projektu Einstein@home - objav nového pulzaru!   BOINC.SK |         |         |          |          |         |       |
| August 1, 2010 - August 31, 2010                                      | 186     | 154     | 00:02:59 | 52.17%   | 32.80%  | €0.00 |
| July 1, 2010 - July 31, 2010  | 0       | 0       | 00:00:00 | 0.00%    | 0.00%   | €0.00 |
| % Change  | 100.00% | 100.00% | 100.00%  | 100.00%  | 100.00% | 0.00% |
| User locations   BOINC.SK   |         |         |          |          |         |       |
| August 1, 2010 - August 31, 2010                                      | 163     | 138     | 00:00:54 | 50.00%   | 11.66%  | €0.00 |
| July 1, 2010 - July 31, 2010  | 44      | 37      | 00:01:28 | 0.00%    | 13.64%  | €0.00 |
| % Change  | 270.45% | 272.97% | -38.42%  | 100.00%  | -14.52% | 0.00% |
| SETI@Home   BOINC.SK  |         |         |          |          |         |       |
| August 1, 2010 - August 31, 2010                                      | 147     | 102     | 00:01:48 | 45.71%   | 21.09%  | €0.00 |
| July 1, 2010 - July 31, 2010  | 67      | 49      | 00:01:17 | 37.93%   | 34.33%  | €0.00 |
| % Change  | 119.40% | 108.16% | 41.14%   | 20.52%   | -38.57% | 0.00% |
| Návod na účasť v BOINC pre začiatočníkov   BOINC.SK                   |         |         |          |          |         |       |
| August 1, 2010 - August 31, 2010                                      | 133     | 107     | 01:18:38 | 69.23%   | 52.63%  | €0.00 |
| July 1, 2010 - July 31, 2010  | 40      | 25      | 02:58:59 | 0.00%    | 40.00%  | €0.00 |
| % Change  | 232.50% | 328.00% | -56.07%  | 100.00%  | 31.58%  | 0.00% |
| Rozdelenie projektov podľa výpočtovej náročnosti   BOINC.SK           |         |         |          |          |         |       |
| August 1, 2010 - August 31, 2010                                      | 124     | 91      | 00:00:50 | 0.00%    | 8.87%   | €0.00 |

|   |         |         |          |          |         |       |
|---|---------|---------|----------|----------|---------|-------|
| July 1, 2010 - July 31, 2010                                      | 24      | 18      | 00:00:56 | 100.00%  | 25.00%  | €0.00 |
| % Change  | 416.67% | 405.56% | -10.87%  | -100.00% | -64.52% | 0.00% |
| Hľadanie mimozemského života a civilizácií - Čo ďalej?   BOINC.SK |         |         |          |          |         |       |
| August 1, 2010 - August 31, 2010                                  | 114     | 102     | 00:04:43 | 62.50%   | 50.00%  | €0.00 |
| July 1, 2010 - July 31, 2010                                      | 91      | 73      | 00:06:48 | 74.14%   | 64.84%  | €0.00 |
| % Change  | 25.27%  | 39.73%  | -30.69%  | -15.70%  | -22.88% | 0.00% |
| Je po stretku   BOINC.SK  |         |         |          |          |         |       |
| August 1, 2010 - August 31, 2010                                  | 107     | 68      | 00:02:19 | 0.00%    | 20.56%  | €0.00 |
| July 1, 2010 - July 31, 2010                                      | 42      | 20      | 00:01:10 | 50.00%   | 26.19%  | €0.00 |
| % Change  | 154.76% | 240.00% | 99.55%   | -100.00% | -21.50% | 0.00% |
| Orbit@home - skončíme ako dinosaury?   BOINC.SK                   |         |         |          |          |         |       |
| August 1, 2010 - August 31, 2010                                  | 99      | 91      | 00:04:17 | 85.37%   | 57.58%  | €0.00 |
| July 1, 2010 - July 31, 2010                                      | 51      | 46      | 00:04:12 | 93.94%   | 74.51%  | €0.00 |
| % Change  | 94.12%  | 97.83%  | 1.99%    | -9.13%   | -22.73% | 0.00% |
| Rozdelenie projektov podľa zamerania   BOINC.SK                   |         |         |          |          |         |       |
| August 1, 2010 - August 31, 2010                                  | 95      | 43      | 00:00:41 | 33.33%   | 9.47%   | €0.00 |
| July 1, 2010 - July 31, 2010                                      | 14      | 9       | 00:00:40 | 0.00%    | 0.00%   | €0.00 |
| % Change  | 578.57% | 377.78% | 3.03%    | 100.00%  | 100.00% | 0.00% |
| Galaktická a hviezdna obývateľná zóna   BOINC.SK                  |         |         |          |          |         |       |
| August 1, 2010 - August 31, 2010                                  | 92      | 78      | 00:04:59 | 57.14%   | 36.96%  | €0.00 |
| July 1, 2010 - July 31, 2010                                      | 24      | 22      | 00:05:45 | 81.82%   | 54.17%  | €0.00 |
| % Change  | 283.33% | 254.55% | -13.34%  | -30.16%  | -31.77% | 0.00% |
| Oficiálny BOINC Manager   BOINC.SK                                |         |         |          |          |         |       |
| August 1, 2010 - August 31, 2010                                  | 83      | 68      | 00:01:36 | 14.29%   | 50.60%  | €0.00 |
| July 1, 2010 - July 31, 2010                                      | 31      | 29      | 00:02:22 | 33.33%   | 67.74%  | €0.00 |
| % Change  | 167.74% | 134.48% | -32.88%  | -57.14%  | -25.30% | 0.00% |
| LHC@home   BOINC.SK   |         |         |          |          |         |       |
| August 1, 2010 - August 31, 2010                                  | 81      | 72      | 00:00:44 | 0.00%    | 19.75%  | €0.00 |
| July 1, 2010 - July 31, 2010                                      | 18      | 17      | 00:01:24 | 100.00%  | 27.78%  | €0.00 |
| % Change  | 350.00% | 323.53% | -47.11%  | -100.00% | -28.89% | 0.00% |
| Rosetta@home   BOINC.SK   |         |         |          |          |         |       |
| August 1, 2010 - August 31, 2010                                  | 80      | 74      | 00:01:48 | 0.00%    | 21.25%  | €0.00 |
| July 1, 2010 - July 31, 2010                                      | 14      | 11      | 00:03:06 | 0.00%    | 7.14%   | €0.00 |
| % Change  | 471.43% | 572.73% | -42.12%  | 0.00%    | 197.50% | 0.00% |

|   |         |         |          |         |         |       |
|---|---------|---------|----------|---------|---------|-------|
| Používateľský účet   BOINC.SK   |         |         |          |         |         |       |
| August 1, 2010 - August 31, 2010  | 78      | 49      | 00:00:43 | 0.00%   | 11.54%  | €0.00 |
| July 1, 2010 - July 31, 2010  | 30      | 19      | 00:01:00 | 0.00%   | 3.33%   | €0.00 |
| % Change  | 160.00% | 157.89% | -29.64%  | 0.00%   | 246.15% | 0.00% |
| Návod na prispievane na web   BOINC.SK  |         |         |          |         |         |       |
| August 1, 2010 - August 31, 2010  | 76      | 69      | 00:01:15 | 71.43%  | 18.42%  | €0.00 |
| July 1, 2010 - July 31, 2010  | 23      | 21      | 00:00:46 | 100.00% | 30.43%  | €0.00 |
| % Change  | 230.43% | 228.57% | 61.07%   | -28.57% | -39.47% | 0.00% |
| Urýchľovače budúcnosti – čo bude po LHC?   BOINC.SK   |         |         |          |         |         |       |
| August 1, 2010 - August 31, 2010  | 76      | 59      | 02:43:35 | 67.57%  | 64.47%  | €0.00 |
| July 1, 2010 - July 31, 2010  | 96      | 81      | 00:54:40 | 72.73%  | 66.67%  | €0.00 |
| % Change  | -20.83% | -27.16% | 199.26%  | -7.09%  | -3.29%  | 0.00% |
| Node locations   BOINC.SK   |         |         |          |         |         |       |
| August 1, 2010 - August 31, 2010  | 73      | 59      | 00:00:25 | 0.00%   | 10.96%  | €0.00 |
| July 1, 2010 - July 31, 2010  | 10      | 9       | 00:00:36 | 0.00%   | 0.00%   | €0.00 |
| % Change  | 630.00% | 555.56% | -28.85%  | 0.00%   | 100.00% | 0.00% |
| Malariaccontrol.net   BOINC.SK  |         |         |          |         |         |       |
| August 1, 2010 - August 31, 2010  | 71      | 65      | 00:00:42 | 100.00% | 54.93%  | €0.00 |
| July 1, 2010 - July 31, 2010  | 62      | 62      | 00:03:36 | 98.15%  | 87.10%  | €0.00 |
| % Change  | 14.52%  | 4.84%   | -80.54%  | 1.89%   | -36.93% | 0.00% |
| Climateprediction.net   BOINC.SK  |         |         |          |         |         |       |
| August 1, 2010 - August 31, 2010  | 69      | 59      | 00:01:17 | 50.00%  | 40.58%  | €0.00 |
| July 1, 2010 - July 31, 2010  | 18      | 15      | 00:00:56 | 100.00% | 27.78%  | €0.00 |
| % Change  | 283.33% | 293.33% | 37.02%   | -50.00% | 46.09%  | 0.00% |
| MilkyWay@home   BOINC.SK  |         |         |          |         |         |       |
| August 1, 2010 - August 31, 2010  | 69      | 60      | 00:00:53 | 100.00% | 14.49%  | €0.00 |
| July 1, 2010 - July 31, 2010  | 25      | 18      | 00:02:01 | 100.00% | 24.00%  | €0.00 |
| % Change  | 176.00% | 233.33% | -56.00%  | 0.00%   | -39.61% | 0.00% |
| Hľadanie pulzarov prostredníctvom projektu Einstein@Home a rádioteleskopu v Arecibo - prečo a ako?   BOINC.SK |         |         |          |         |         |       |
| August 1, 2010 - August 31, 2010  | 68      | 32      | 00:01:04 | 50.00%  | 29.41%  | €0.00 |
| July 1, 2010 - July 31, 2010  | 21      | 9       | 00:01:02 | 80.00%  | 28.57%  | €0.00 |
| % Change  | 223.81% | 255.56% | 4.20%    | -37.50% | 2.94%   | 0.00% |
| Magnetism@home   BOINC.SK   |         |         |          |         |         |       |
| August 1, 2010 - August 31, 2010  | 63      | 57      | 00:01:49 | 0.00%   | 20.63%  | €0.00 |

|  |         |         |          |          |         |       |
|--|---------|---------|----------|----------|---------|-------|
| July 1, 2010 - July 31, 2010                     | 9       | 9       | 00:00:21 | 0.00%    | 22.22%  | €0.00 |
| % Change   | 600.00% | 533.33% | 418.95%  | 0.00%    | -7.14%  | 0.00% |
| Úvaha o budúcnosti gravitačnej fyziky   BOINC.SK |         |         |          |          |         |       |
| August 1, 2010 - August 31, 2010                 | 63      | 55      | 00:03:29 | 50.00%   | 22.22%  | €0.00 |
| July 1, 2010 - July 31, 2010                     | 21      | 18      | 00:04:29 | 50.00%   | 42.86%  | €0.00 |
| % Change   | 200.00% | 205.56% | -22.16%  | 0.00%    | -48.15% | 0.00% |
| ABC@home   BOINC.SK                              |         |         |          |          |         |       |
| August 1, 2010 - August 31, 2010                 | 58      | 52      | 00:00:49 | 66.67%   | 18.97%  | €0.00 |
| July 1, 2010 - July 31, 2010                     | 24      | 20      | 00:00:49 | 50.00%   | 20.83%  | €0.00 |
| % Change   | 141.67% | 160.00% | 0.06%    | 33.33%   | -8.97%  | 0.00% |
| Enigma@Home   BOINC.SK                           |         |         |          |          |         |       |
| August 1, 2010 - August 31, 2010                 | 58      | 54      | 00:00:32 | 50.00%   | 8.62%   | €0.00 |
| July 1, 2010 - July 31, 2010                     | 10      | 9       | 00:01:24 | 100.00%  | 10.00%  | €0.00 |
| % Change   | 480.00% | 500.00% | -61.55%  | -50.00%  | -13.79% | 0.00% |
| Workspace: Duro Kotulic Bunta   BOINC.SK         |         |         |          |          |         |       |
| August 1, 2010 - August 31, 2010                 | 58      | 48      | 00:03:16 | 0.00%    | 29.31%  | €0.00 |
| July 1, 2010 - July 31, 2010                     | 19      | 17      | 00:11:56 | 0.00%    | 52.63%  | €0.00 |
| % Change   | 205.26% | 182.35% | -72.58%  | 0.00%    | -44.31% | 0.00% |
| Docking@Home   BOINC.SK                          |         |         |          |          |         |       |
| August 1, 2010 - August 31, 2010                 | 52      | 48      | 00:00:43 | 87.50%   | 25.00%  | €0.00 |
| July 1, 2010 - July 31, 2010                     | 9       | 9       | 00:00:47 | 0.00%    | 22.22%  | €0.00 |
| % Change   | 477.78% | 433.33% | -8.83%   | 100.00%  | 12.50%  | 0.00% |
| Ktorá verzia BOINC je najvhodnejšia?   BOINC.SK  |         |         |          |          |         |       |
| August 1, 2010 - August 31, 2010                 | 50      | 45      | 00:01:29 | 0.00%    | 22.00%  | €0.00 |
| July 1, 2010 - July 31, 2010                     | 10      | 9       | 00:02:01 | 0.00%    | 20.00%  | €0.00 |
| % Change   | 400.00% | 400.00% | -25.81%  | 0.00%    | 10.00%  | 0.00% |
| World Community Grid   BOINC.SK                  |         |         |          |          |         |       |
| August 1, 2010 - August 31, 2010                 | 50      | 38      | 00:01:24 | 16.67%   | 10.00%  | €0.00 |
| July 1, 2010 - July 31, 2010                     | 23      | 22      | 00:01:35 | 53.85%   | 47.83%  | €0.00 |
| % Change   | 117.39% | 72.73%  | -11.54%  | -69.05%  | -79.09% | 0.00% |
| AQUA@home   BOINC.SK                             |         |         |          |          |         |       |
| August 1, 2010 - August 31, 2010                 | 48      | 42      | 00:00:57 | 0.00%    | 8.33%   | €0.00 |
| July 1, 2010 - July 31, 2010                     | 20      | 17      | 00:03:19 | 100.00%  | 20.00%  | €0.00 |
| % Change   | 140.00% | 147.06% | -71.47%  | -100.00% | -58.33% | 0.00% |
| Artificial Intelligence   BOINC.SK               |         |         |          |          |         |       |

|   |         |         |          |          |         |       |
|---|---------|---------|----------|----------|---------|-------|
| August 1, 2010 - August 31, 2010                | 48      | 44      | 00:01:24 | 100.00%  | 8.33%   | €0.00 |
| July 1, 2010 - July 31, 2010                    | 11      | 11      | 00:02:22 | 0.00%    | 18.18%  | €0.00 |
| % Change  | 336.36% | 300.00% | -40.74%  | 100.00%  | -54.17% | 0.00% |
| Lov na gravitační vlny již začal   BOINC.SK     |         |         |          |          |         |       |
| August 1, 2010 - August 31, 2010                | 47      | 37      | 00:02:57 | 0.00%    | 31.91%  | €0.00 |
| July 1, 2010 - July 31, 2010                    | 15      | 12      | 00:00:40 | 0.00%    | 53.33%  | €0.00 |
| % Change  | 213.33% | 208.33% | 340.61%  | 0.00%    | -40.16% | 0.00% |
| Kategorizácia projektov   BOINC.SK              |         |         |          |          |         |       |
| August 1, 2010 - August 31, 2010                | 46      | 36      | 00:01:11 | 100.00%  | 10.87%  | €0.00 |
| July 1, 2010 - July 31, 2010                    | 12      | 8       | 00:00:27 | 0.00%    | 0.00%   | €0.00 |
| % Change  | 283.33% | 350.00% | 163.78%  | 100.00%  | 100.00% | 0.00% |
| Hydrogen@Home   BOINC.SK                        |         |         |          |          |         |       |
| August 1, 2010 - August 31, 2010                | 45      | 42      | 00:00:32 | 100.00%  | 13.33%  | €0.00 |
| July 1, 2010 - July 31, 2010                    | 10      | 10      | 00:00:51 | 100.00%  | 30.00%  | €0.00 |
| % Change  | 350.00% | 320.00% | -37.94%  | 0.00%    | -55.56% | 0.00% |
| Pirates@Home   BOINC.SK                         |         |         |          |          |         |       |
| August 1, 2010 - August 31, 2010                | 45      | 43      | 00:00:54 | 0.00%    | 4.44%   | €0.00 |
| July 1, 2010 - July 31, 2010                    | 13      | 11      | 00:00:23 | 0.00%    | 0.00%   | €0.00 |
| % Change  | 246.15% | 290.91% | 138.90%  | 0.00%    | 100.00% | 0.00% |
| Cosmology@Home   BOINC.SK                       |         |         |          |          |         |       |
| August 1, 2010 - August 31, 2010                | 43      | 38      | 00:01:13 | 0.00%    | 4.65%   | €0.00 |
| July 1, 2010 - July 31, 2010                    | 23      | 21      | 00:02:22 | 92.31%   | 65.22%  | €0.00 |
| % Change  | 86.96%  | 80.95%  | -48.95%  | -100.00% | -92.87% | 0.00% |
| GPUGRID   BOINC.SK                              |         |         |          |          |         |       |
| August 1, 2010 - August 31, 2010                | 43      | 37      | 00:00:38 | 0.00%    | 4.65%   | €0.00 |
| July 1, 2010 - July 31, 2010                    | 29      | 22      | 00:01:45 | 0.00%    | 10.34%  | €0.00 |
| % Change  | 48.28%  | 68.18%  | -63.71%  | 0.00%    | -55.04% | 0.00% |
| Inštalácia optimalizovanej aplikácie   BOINC.SK |         |         |          |          |         |       |
| August 1, 2010 - August 31, 2010                | 41      | 34      | 00:00:12 | 0.00%    | 17.07%  | €0.00 |
| July 1, 2010 - July 31, 2010                    | 6       | 6       | 00:00:07 | 0.00%    | 50.00%  | €0.00 |
| % Change  | 583.33% | 466.67% | 58.42%   | 0.00%    | -65.85% | 0.00% |
| Optimalizované SETI@Home   BOINC.SK             |         |         |          |          |         |       |
| August 1, 2010 - August 31, 2010                | 41      | 36      | 00:01:29 | 0.00%    | 24.39%  | €0.00 |
| July 1, 2010 - July 31, 2010                    | 11      | 9       | 00:14:37 | 50.00%   | 36.36%  | €0.00 |
| % Change  | 272.73% | 300.00% | -89.89%  | -100.00% | -32.93% | 0.00% |

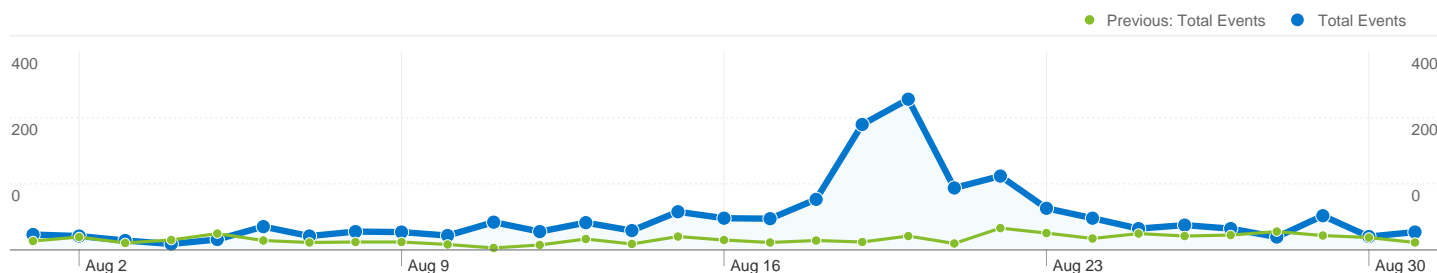
|  |         |         |           |        |         |       |
|--|---------|---------|-----------|--------|---------|-------|
| Collatz Conjecture   BOINC.SK  |         |         |           |        |         |       |
| August 1, 2010 - August 31, 2010   | 40      | 35      | 00:01:20  | 0.00%  | 10.00%  | €0.00 |
| July 1, 2010 - July 31, 2010   | 8       | 8       | 00:01:13  | 0.00%  | 12.50%  | €0.00 |
| % Change   | 400.00% | 337.50% | 9.40%     | 0.00%  | -20.00% | 0.00% |
| Čo presne rátame v projekte MilkyWay@home? (alebo aj inak - vedecké pozadie polopatisticky)   BOINC.SK |         |         |           |        |         |       |
| August 1, 2010 - August 31, 2010   | 39      | 38      | 01:51:07  | 91.67% | 89.74%  | €0.00 |
| July 1, 2010 - July 31, 2010   | 14      | 14      | 00:03:05  | 92.31% | 92.86%  | €0.00 |
| % Change   | 178.57% | 171.43% | 3,503.92% | -0.69% | -3.35%  | 0.00% |
| 1 - 50 of 261  |         |         |           |        |         |       |

## Event Tracking Category:

Outgoing links

Aug 1, 2010 - Aug 31, 2010

Comparing to: Jul 1, 2010 - Jul 31, 2010



This category recorded 2,042 total events via 396 event labels

## Events

| <b>Total Events</b><br><b>2,042</b><br>Previous:<br>663 (207.99%)         | <b>Unique Events</b><br><b>1,881</b><br>Previous:<br>605 (210.91%) | <b>Event Value</b><br><b>0</b><br>Previous:<br>0 (0.00%) | <b>Avg. Value</b><br><b>0.00</b><br>Previous:<br>0.00 (0.00%) |            |
|---|--|--|---|------------|
| Event Label   | Total Events   | Unique Events  | Event Value   | Avg. Value |
| http://forum.boinc.sk/  |  |  |   |            |
| August 1, 2010 - August 31, 2010  | 332  | 261  | 0   | 0.00       |
| July 1, 2010 - July 31, 2010  | 253  | 221  | 0   | 0.00       |
| % Change  | 31.23%   | 18.10%   | 0.00%   | 0.00%      |
| http://www.guardians.net/egypt/gp1.htm                                    |  |  |   |            |
| August 1, 2010 - August 31, 2010  | 227  | 211  | 0   | 0.00       |
| July 1, 2010 - July 31, 2010  | 0  | 0  | 0   | 0.00       |
| % Change  | 100.00%  | 100.00%  | 0.00%   | 0.00%      |
| http://www.guardians.net/egypt/red1.htm                                   |  |  |   |            |
| August 1, 2010 - August 31, 2010  | 68   | 64   | 0   | 0.00       |
| July 1, 2010 - July 31, 2010  | 0  | 0  | 0   | 0.00       |
| % Change  | 100.00%  | 100.00%  | 0.00%   | 0.00%      |
| http://www.astro.cz/apod/   |  |  |   |            |
| August 1, 2010 - August 31, 2010  | 66   | 63   | 0   | 0.00       |
| July 1, 2010 - July 31, 2010  | 54   | 52   | 0   | 0.00       |
| % Change  | 22.22%   | 21.15%   | 0.00%   | 0.00%      |
| http://www.guardians.net/egypt/kheph1.htm                                 |  |  |   |            |
| August 1, 2010 - August 31, 2010  | 61   | 55   | 0   | 0.00       |
| July 1, 2010 - July 31, 2010  | 0  | 0  | 0   | 0.00       |
| % Change  | 100.00%  | 100.00%  | 0.00%   | 0.00%      |
| http://www.guardians.net/egypt/cyberjourney/dahshur/bentpyramid/bent1.htm |  |  |   |            |

|   |           |           |       |       |
|---|-----------|-----------|-------|-------|
| August 1, 2010 - August 31, 2010  | 51        | 49        | 0     | 0.00  |
| July 1, 2010 - July 31, 2010  | 0         | 0         | 0     | 0.00  |
| % Change  | 100.00%   | 100.00%   | 0.00% | 0.00% |
| <a href="http://www.cheops.org/startpage/cyberdrawings/cheopsshafts.html">http://www.cheops.org/startpage/cyberdrawings/cheopsshafts.html</a>   |           |           |       |       |
| August 1, 2010 - August 31, 2010  | 45        | 43        | 0     | 0.00  |
| July 1, 2010 - July 31, 2010  | 1         | 1         | 0     | 0.00  |
| % Change  | 4,400.00% | 4,200.00% | 0.00% | 0.00% |
| <a href="http://boinc.berkeley.edu/download.php">http://boinc.berkeley.edu/download.php</a>   |           |           |       |       |
| August 1, 2010 - August 31, 2010  | 42        | 38        | 0     | 0.00  |
| July 1, 2010 - July 31, 2010  | 16        | 16        | 0     | 0.00  |
| % Change  | 162.50%   | 137.50%   | 0.00% | 0.00% |
| <a href="http://www.guardians.net/egypt/menk1.htm">http://www.guardians.net/egypt/menk1.htm</a>   |           |           |       |       |
| August 1, 2010 - August 31, 2010  | 42        | 42        | 0     | 0.00  |
| July 1, 2010 - July 31, 2010  | 0         | 0         | 0     | 0.00  |
| % Change  | 100.00%   | 100.00%   | 0.00% | 0.00% |
| <a href="http://www.cheops.org/">http://www.cheops.org/</a>   |           |           |       |       |
| August 1, 2010 - August 31, 2010  | 40        | 39        | 0     | 0.00  |
| July 1, 2010 - July 31, 2010  | 0         | 0         | 0     | 0.00  |
| % Change  | 100.00%   | 100.00%   | 0.00% | 0.00% |
| <a href="http://www.guardians.net/egypt/meidum/meidum.htm">http://www.guardians.net/egypt/meidum/meidum.htm</a>   |           |           |       |       |
| August 1, 2010 - August 31, 2010  | 40        | 39        | 0     | 0.00  |
| July 1, 2010 - July 31, 2010  | 0         | 0         | 0     | 0.00  |
| % Change  | 100.00%   | 100.00%   | 0.00% | 0.00% |
| <a href="http://einstein.phys.uwm.edu/radiopulsar/html/discovery_page/docs/PSR-J2007+2722-Video-OnLOS-Lo.mp4">http://einstein.phys.uwm.edu/radiopulsar/html/discovery_page/docs/PSR-J2007+2722-Video-OnLOS-Lo.mp4</a> |           |           |       |       |
| August 1, 2010 - August 31, 2010  | 30        | 30        | 0     | 0.00  |
| July 1, 2010 - July 31, 2010  | 0         | 0         | 0     | 0.00  |
| % Change  | 100.00%   | 100.00%   | 0.00% | 0.00% |
| <a href="http://einstein.phys.uwm.edu/">http://einstein.phys.uwm.edu/</a>   |           |           |       |       |
| August 1, 2010 - August 31, 2010  | 28        | 26        | 0     | 0.00  |
| July 1, 2010 - July 31, 2010  | 3         | 3         | 0     | 0.00  |
| % Change  | 833.33%   | 766.67%   | 0.00% | 0.00% |
| <a href="http://lunatics.kwsn.net/">http://lunatics.kwsn.net/</a>   |           |           |       |       |
| August 1, 2010 - August 31, 2010  | 27        | 23        | 0     | 0.00  |
| July 1, 2010 - July 31, 2010  | 7         | 4         | 0     | 0.00  |

|   |           |           |       |       |
|---|-----------|-----------|-------|-------|
| % Change  | 285.71%   | 475.00%   | 0.00% | 0.00% |
| <a href="http://news.nationalgeographic.com/news/2002/09/0923_020923_egypt.html">http://news.nationalgeographic.com/news/2002/09/0923_020923_egypt.html</a>   |           |           |       |       |
| August 1, 2010 - August 31, 2010  | 26        | 25        | 0     | 0.00  |
| July 1, 2010 - July 31, 2010  | 0         | 0         | 0     | 0.00  |
| % Change  | 100.00%   | 100.00%   | 0.00% | 0.00% |
| <a href="http://www.pripyat.com/">http://www.pripyat.com/</a>   |           |           |       |       |
| August 1, 2010 - August 31, 2010  | 26        | 25        | 0     | 0.00  |
| July 1, 2010 - July 31, 2010  | 28        | 26        | 0     | 0.00  |
| % Change  | -7.14%    | -3.85%    | 0.00% | 0.00% |
| <a href="http://climateapps2.oucs.ox.ac.uk/cpdnboinc/team_members.php?teamid=855&amp;offset=0&amp;sort_by=expavg_credit">http://climateapps2.oucs.ox.ac.uk/cpdnboinc/team_members.php?teamid=855&amp;offset=0&amp;sort_by=expavg_credit</a> |           |           |       |       |
| August 1, 2010 - August 31, 2010  | 25        | 23        | 0     | 0.00  |
| July 1, 2010 - July 31, 2010  | 2         | 2         | 0     | 0.00  |
| % Change  | 1,150.00% | 1,050.00% | 0.00% | 0.00% |
| <a href="http://www.astro.cz/apod/calendar/">http://www.astro.cz/apod/calendar/</a>   |           |           |       |       |
| August 1, 2010 - August 31, 2010  | 24        | 22        | 0     | 0.00  |
| July 1, 2010 - July 31, 2010  | 17        | 15        | 0     | 0.00  |
| % Change  | 41.18%    | 46.67%    | 0.00% | 0.00% |
| <a href="http://www.drhawass.com/events/mystery-hidden-doors-inside-great-pyramid-0">http://www.drhawass.com/events/mystery-hidden-doors-inside-great-pyramid-0</a>   |           |           |       |       |
| August 1, 2010 - August 31, 2010  | 23        | 21        | 0     | 0.00  |
| July 1, 2010 - July 31, 2010  | 0         | 0         | 0     | 0.00  |
| % Change  | 100.00%   | 100.00%   | 0.00% | 0.00% |
| <a href="http://boincstats.com/stats/boinc_team_stats.php?pr=bo&amp;st=0&amp;co=31">http://boincstats.com/stats/boinc_team_stats.php?pr=bo&amp;st=0&amp;co=31</a>   |           |           |       |       |
| August 1, 2010 - August 31, 2010  | 22        | 21        | 0     | 0.00  |
| July 1, 2010 - July 31, 2010  | 5         | 5         | 0     | 0.00  |
| % Change  | 340.00%   | 320.00%   | 0.00% | 0.00% |
| <a href="http://old.boinc.sk/">http://old.boinc.sk/</a>   |           |           |       |       |
| August 1, 2010 - August 31, 2010  | 22        | 21        | 0     | 0.00  |
| July 1, 2010 - July 31, 2010  | 9         | 9         | 0     | 0.00  |
| % Change  | 144.44%   | 133.33%   | 0.00% | 0.00% |
| <a href="http://pavolr.mysteria.cz/uvod.htm#Grafy_SK">http://pavolr.mysteria.cz/uvod.htm#Grafy_SK</a>   |           |           |       |       |
| August 1, 2010 - August 31, 2010  | 19        | 17        | 0     | 0.00  |
| July 1, 2010 - July 31, 2010  | 6         | 6         | 0     | 0.00  |
| % Change  | 216.67%   | 183.33%   | 0.00% | 0.00% |
| <a href="http://ibs.wu.cz/bsk/miniteams.htm">http://ibs.wu.cz/bsk/miniteams.htm</a>   |           |           |       |       |

|   |           |           |       |       |
|---|-----------|-----------|-------|-------|
| August 1, 2010 - August 31, 2010  | 18        | 16        | 0     | 0.00  |
| July 1, 2010 - July 31, 2010  | 18        | 16        | 0     | 0.00  |
| % Change  | 0.00%     | 0.00%     | 0.00% | 0.00% |
| <a href="http://ibs.wu.cz/bsk/">http://ibs.wu.cz/bsk/</a>   |           |           |       |       |
| August 1, 2010 - August 31, 2010  | 17        | 17        | 0     | 0.00  |
| July 1, 2010 - July 31, 2010  | 16        | 15        | 0     | 0.00  |
| % Change  | 6.25%     | 13.33%    | 0.00% | 0.00% |
| <a href="http://www.scotese.com/earth.htm">http://www.scotese.com/earth.htm</a>   |           |           |       |       |
| August 1, 2010 - August 31, 2010  | 17        | 17        | 0     | 0.00  |
| July 1, 2010 - July 31, 2010  | 0         | 0         | 0     | 0.00  |
| % Change  | 100.00%   | 100.00%   | 0.00% | 0.00% |
| <a href="http://setiweb.ssl.berkeley.edu/">http://setiweb.ssl.berkeley.edu/</a>   |           |           |       |       |
| August 1, 2010 - August 31, 2010  | 16        | 13        | 0     | 0.00  |
| July 1, 2010 - July 31, 2010  | 3         | 3         | 0     | 0.00  |
| % Change  | 433.33%   | 333.33%   | 0.00% | 0.00% |
| <a href="http://vat.pravda.sk/cesta-na-mars-moze-byt-pre-astronautov-nebezpecna-fvz-/sk_vvesmir.asp?c=A100820_103213_sk_vvesmir_p35">http://vat.pravda.sk/cesta-na-mars-moze-byt-pre-astronautov-nebezpecna-fvz-/sk_vvesmir.asp?c=A100820_103213_sk_vvesmir_p35</a> |           |           |       |       |
| August 1, 2010 - August 31, 2010  | 16        | 15        | 0     | 0.00  |
| July 1, 2010 - July 31, 2010  | 0         | 0         | 0     | 0.00  |
| % Change  | 100.00%   | 100.00%   | 0.00% | 0.00% |
| <a href="http://www.drhawass.com/blog/mysterious-osiris-shaft-giza">http://www.drhawass.com/blog/mysterious-osiris-shaft-giza</a>   |           |           |       |       |
| August 1, 2010 - August 31, 2010  | 16        | 16        | 0     | 0.00  |
| July 1, 2010 - July 31, 2010  | 0         | 0         | 0     | 0.00  |
| % Change  | 100.00%   | 100.00%   | 0.00% | 0.00% |
| <a href="http://boincdl.ssl.berkeley.edu/dl/boinc_6.4.5_windows_intelx86.exe">http://boincdl.ssl.berkeley.edu/dl/boinc_6.4.5_windows_intelx86.exe</a>   |           |           |       |       |
| August 1, 2010 - August 31, 2010  | 14        | 14        | 0     | 0.00  |
| July 1, 2010 - July 31, 2010  | 5         | 4         | 0     | 0.00  |
| % Change  | 180.00%   | 250.00%   | 0.00% | 0.00% |
| <a href="http://www.cheops.org/startpage/thefindings/thelowernorthshaft/lowernorth.htm">http://www.cheops.org/startpage/thefindings/thelowernorthshaft/lowernorth.htm</a>   |           |           |       |       |
| August 1, 2010 - August 31, 2010  | 14        | 13        | 0     | 0.00  |
| July 1, 2010 - July 31, 2010  | 1         | 1         | 0     | 0.00  |
| % Change  | 1,300.00% | 1,200.00% | 0.00% | 0.00% |
| <a href="http://news.nationalgeographic.com/news/2002/09/0910_020913_egypt_1.html">http://news.nationalgeographic.com/news/2002/09/0910_020913_egypt_1.html</a>   |           |           |       |       |
| August 1, 2010 - August 31, 2010  | 13        | 13        | 0     | 0.00  |

|   |           |           |       |       |
|---|-----------|-----------|-------|-------|
| July 1, 2010 - July 31, 2010  | 0         | 0         | 0     | 0.00  |
| % Change  | 100.00%   | 100.00%   | 0.00% | 0.00% |
| <a href="http://www.americanscientist.org/issues/feature/2003/2/dating-ancient-mortar/1">http://www.americanscientist.org/issues/feature/2003/2/dating-ancient-mortar/1</a> |           |           |       |       |
| August 1, 2010 - August 31, 2010  | 13        | 12        | 0     | 0.00  |
| July 1, 2010 - July 31, 2010  | 1         | 1         | 0     | 0.00  |
| % Change  | 1,200.00% | 1,100.00% | 0.00% | 0.00% |
| <a href="http://einstein.phys.uwm.edu/team_join_form.php?id=192">http://einstein.phys.uwm.edu/team_join_form.php?id=192</a>   |           |           |       |       |
| August 1, 2010 - August 31, 2010  | 12        | 12        | 0     | 0.00  |
| July 1, 2010 - July 31, 2010  | 0         | 0         | 0     | 0.00  |
| % Change  | 100.00%   | 100.00%   | 0.00% | 0.00% |
| <a href="http://www.drhawass.com/blog/djedi-team-robot">http://www.drhawass.com/blog/djedi-team-robot</a>   |           |           |       |       |
| August 1, 2010 - August 31, 2010  | 12        | 12        | 0     | 0.00  |
| July 1, 2010 - July 31, 2010  | 0         | 0         | 0     | 0.00  |
| % Change  | 100.00%   | 100.00%   | 0.00% | 0.00% |
| <a href="http://boinc.berkeley.edu/download_all.php">http://boinc.berkeley.edu/download_all.php</a>   |           |           |       |       |
| August 1, 2010 - August 31, 2010  | 11        | 11        | 0     | 0.00  |
| July 1, 2010 - July 31, 2010  | 2         | 2         | 0     | 0.00  |
| % Change  | 450.00%   | 450.00%   | 0.00% | 0.00% |
| <a href="http://en.wikipedia.org/wiki/Philae">http://en.wikipedia.org/wiki/Philae</a>   |           |           |       |       |
| August 1, 2010 - August 31, 2010  | 11        | 11        | 0     | 0.00  |
| July 1, 2010 - July 31, 2010  | 0         | 0         | 0     | 0.00  |
| % Change  | 100.00%   | 100.00%   | 0.00% | 0.00% |
| <a href="http://www.nature.com/nature/journal/v7/n165/pdf/007146b0.pdf">http://www.nature.com/nature/journal/v7/n165/pdf/007146b0.pdf</a>                                   |           |           |       |       |
| August 1, 2010 - August 31, 2010  | 11        | 11        | 0     | 0.00  |
| July 1, 2010 - July 31, 2010  | 0         | 0         | 0     | 0.00  |
| % Change  | 100.00%   | 100.00%   | 0.00% | 0.00% |
| <a href="http://boincdl.ssl.berkeley.edu/dl/boinc_6.4.5_windows_x86_64.exe">http://boincdl.ssl.berkeley.edu/dl/boinc_6.4.5_windows_x86_64.exe</a>                           |           |           |       |       |
| August 1, 2010 - August 31, 2010  | 10        | 9         | 0     | 0.00  |
| July 1, 2010 - July 31, 2010  | 1         | 1         | 0     | 0.00  |
| % Change  | 900.00%   | 800.00%   | 0.00% | 0.00% |
| <a href="http://new.chnpp.gov.ua/eng">http://new.chnpp.gov.ua/eng</a>   |           |           |       |       |
| August 1, 2010 - August 31, 2010  | 10        | 10        | 0     | 0.00  |
| July 1, 2010 - July 31, 2010  | 11        | 9         | 0     | 0.00  |
| % Change  | -9.09%    | 11.11%    | 0.00% | 0.00% |

|   |         |         |       |       |
|---|---------|---------|-------|-------|
| <a href="http://fti.dn.ua/magnetism/index.php">http://fti.dn.ua/magnetism/index.php</a>   |         |         |       |       |
| August 1, 2010 - August 31, 2010  | 9       | 8       | 0     | 0.00  |
| July 1, 2010 - July 31, 2010  | 2       | 2       | 0     | 0.00  |
| % Change  | 350.00% | 300.00% | 0.00% | 0.00% |
| <a href="http://vat.pravda.sk/najmensie-ssd-disky-nie-su-vacsie-ako-postova-znamka-f92-sk_vtech.asp?c=A100820_125751_sk_vtech_p35">http://vat.pravda.sk/najmensie-ssd-disky-nie-su-vacsie-ako-postova-znamka-f92-sk_vtech.asp?c=A100820_125751_sk_vtech_p35</a>   |         |         |       |       |
| August 1, 2010 - August 31, 2010  | 9       | 9       | 0     | 0.00  |
| July 1, 2010 - July 31, 2010  | 0       | 0       | 0     | 0.00  |
| % Change  | 100.00% | 100.00% | 0.00% | 0.00% |
| <a href="http://www.cheops.org/startpage/thefindings/thelowersouthshaft/lowersouth.htm">http://www.cheops.org/startpage/thefindings/thelowersouthshaft/lowersouth.htm</a>   |         |         |       |       |
| August 1, 2010 - August 31, 2010  | 9       | 8       | 0     | 0.00  |
| July 1, 2010 - July 31, 2010  | 1       | 1       | 0     | 0.00  |
| % Change  | 800.00% | 700.00% | 0.00% | 0.00% |
| <a href="http://www.tourkiev.com/">http://www.tourkiev.com/</a>   |         |         |       |       |
| August 1, 2010 - August 31, 2010  | 9       | 9       | 0     | 0.00  |
| July 1, 2010 - July 31, 2010  | 13      | 13      | 0     | 0.00  |
| % Change  | -30.77% | -30.77% | 0.00% | 0.00% |
| <a href="http://www.addtoany.com/add_to/yahoo_mail?linkurl=http%3A%2F%2Fwww.boinc.sk%2Fclanky%2Froboticky-prieskum-velkej-cheopsovej-pyramidy&amp;linkname=Robotick%C3%BD%20prieskum%20Ve%C4%BEkej%20Cheopsovej%20pyram%C3%ADdy&amp;linknote=">http://www.addtoany.com/add_to/yahoo_mail?linkurl=http%3A%2F%2Fwww.boinc.sk%2Fclanky%2Froboticky-prieskum-velkej-cheopsovej-pyramidy&amp;linkname=Robotick%C3%BD%20prieskum%20Ve%C4%BEkej%20Cheopsovej%20pyram%C3%ADdy&amp;linknote=</a> |         |         |       |       |
| August 1, 2010 - August 31, 2010  | 7       | 1       | 0     | 0.00  |
| July 1, 2010 - July 31, 2010  | 0       | 0       | 0     | 0.00  |
| % Change  | 100.00% | 100.00% | 0.00% | 0.00% |
| <a href="http://www.inetsonic.com/piskun/Archives/primate/index.php">http://www.inetsonic.com/piskun/Archives/primate/index.php</a>   |         |         |       |       |
| August 1, 2010 - August 31, 2010  | 7       | 7       | 0     | 0.00  |
| July 1, 2010 - July 31, 2010  | 0       | 0       | 0     | 0.00  |
| % Change  | 100.00% | 100.00% | 0.00% | 0.00% |
| <a href="http://boinc.ssl.berkeley.edu/dl/boinc_6.10.36_windows_intelx86.exe">http://boinc.ssl.berkeley.edu/dl/boinc_6.10.36_windows_intelx86.exe</a>   |         |         |       |       |
| August 1, 2010 - August 31, 2010  | 6       | 6       | 0     | 0.00  |
| July 1, 2010 - July 31, 2010  | 0       | 0       | 0     | 0.00  |
| % Change  | 100.00% | 100.00% | 0.00% | 0.00% |
| <a href="http://einstein.phys.uwm.edu/radiopulsar/html/discovery_page/docs/Einstein@Home_pulsar_engl.pdf">http://einstein.phys.uwm.edu/radiopulsar/html/discovery_page/docs/Einstein@Home_pulsar_engl.pdf</a>   |         |         |       |       |
| August 1, 2010 - August 31, 2010  | 6       | 6       | 0     | 0.00  |

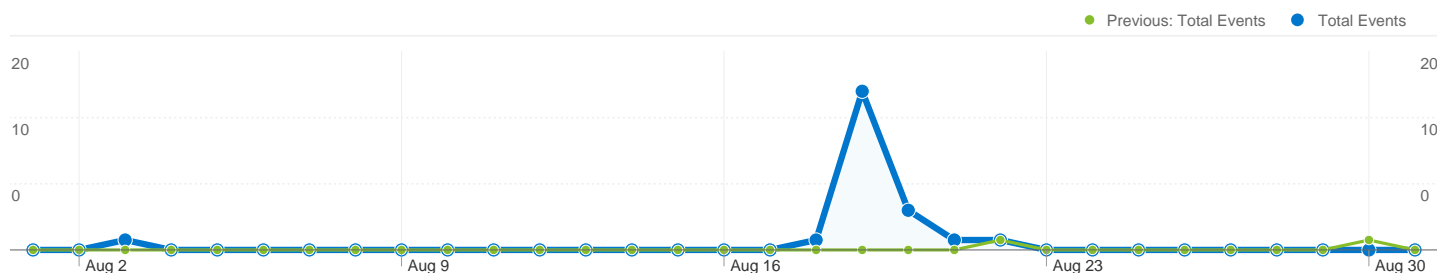
|   |         |         |       |       |
|---|---------|---------|-------|-------|
| July 1, 2010 - July 31, 2010  | 0       | 0       | 0     | 0.00  |
| % Change  | 100.00% | 100.00% | 0.00% | 0.00% |
| <a href="http://www.linkedin.com/in/jurajkotulicbunta">http://www.linkedin.com/in/jurajkotulicbunta</a>   |         |         |       |       |
| August 1, 2010 - August 31, 2010  | 6       | 6       | 0     | 0.00  |
| July 1, 2010 - July 31, 2010  | 1       | 1       | 0     | 0.00  |
| % Change  | 500.00% | 500.00% | 0.00% | 0.00% |
| <a href="http://boinc.bakerlab.org/team_members.php?teamid=48">http://boinc.bakerlab.org/team_members.php?teamid=48</a>   |         |         |       |       |
| August 1, 2010 - August 31, 2010  | 5       | 5       | 0     | 0.00  |
| July 1, 2010 - July 31, 2010  | 0       | 0       | 0     | 0.00  |
| % Change  | 100.00% | 100.00% | 0.00% | 0.00% |
| <a href="http://einstein.phys.uwm.edu/team_members.php?teamid=192&amp;sort_by=total_credit&amp;offset=0">http://einstein.phys.uwm.edu/team_members.php?teamid=192&amp;sort_by=total_credit&amp;offset=0</a> |         |         |       |       |
| August 1, 2010 - August 31, 2010  | 5       | 5       | 0     | 0.00  |
| July 1, 2010 - July 31, 2010  | 0       | 0       | 0     | 0.00  |
| % Change  | 100.00% | 100.00% | 0.00% | 0.00% |
| 1 - 50 of 396   |         |         |       |       |

## Event Tracking Category:

AddToAny Share/Save Button

Aug 1, 2010 - Aug 31, 2010

Comparing to: Jul 1, 2010 - Jul 31, 2010



This category recorded 24 total events via 5 event actions

## Events

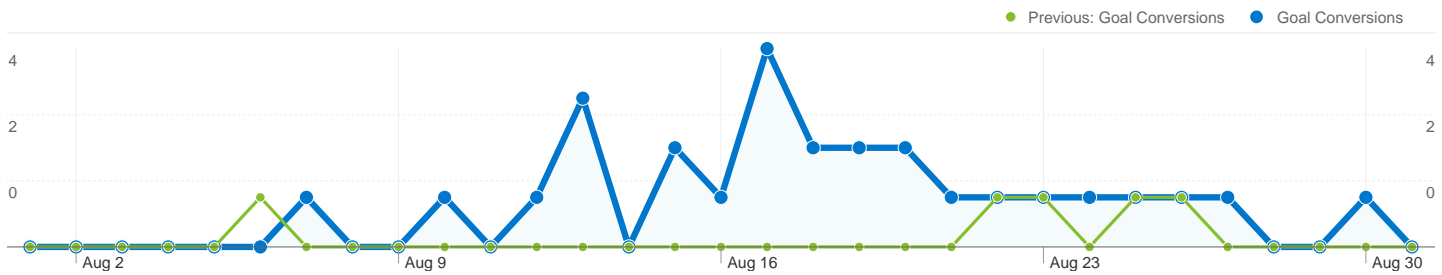
| <b>Total Events</b><br><b>24</b><br>Previous:<br>2 (1,100.00%) | <b>Unique Events</b><br><b>13</b><br>Previous:<br>2 (550.00%) | <b>Event Value</b><br><b>0</b><br>Previous:<br>0 (0.00%) | <b>Avg. Value</b><br><b>0.00</b><br>Previous:<br>0.00 (0.00%) |            |
|--|---|--|---|------------|
| Event Action   | Total Events  | Unique Events  | Event Value   | Avg. Value |
| Yahoo Mail   |   |  |   |            |
| August 1, 2010 - August 31, 2010                               | 10  | 1  | 0   | 0.00       |
| July 1, 2010 - July 31, 2010                                   | 0   | 0  | 0   | 0.00       |
| % Change   | 100.00%   | 100.00%  | 0.00%   | 0.00%      |
| Facebook   |   |  |   |            |
| August 1, 2010 - August 31, 2010                               | 8   | 8  | 0   | 0.00       |
| July 1, 2010 - July 31, 2010                                   | 2   | 2  | 0   | 0.00       |
| % Change   | 300.00%   | 300.00%  | 0.00%   | 0.00%      |
| Google Gmail   |   |  |   |            |
| August 1, 2010 - August 31, 2010                               | 4   | 2  | 0   | 0.00       |
| July 1, 2010 - July 31, 2010                                   | 0   | 0  | 0   | 0.00       |
| % Change   | 100.00%   | 100.00%  | 0.00%   | 0.00%      |
| Email (form)   |   |  |   |            |
| August 1, 2010 - August 31, 2010                               | 1   | 1  | 0   | 0.00       |
| July 1, 2010 - July 31, 2010                                   | 0   | 0  | 0   | 0.00       |
| % Change   | 100.00%   | 100.00%  | 0.00%   | 0.00%      |
| Windows Live Favorites   |   |  |   |            |
| August 1, 2010 - August 31, 2010                               | 1   | 1  | 0   | 0.00       |
| July 1, 2010 - July 31, 2010                                   | 0   | 0  | 0   | 0.00       |
| % Change   | 100.00%   | 100.00%  | 0.00%   | 0.00%      |
| 1 - 5 of 5   |   |  |   |            |

1 - 5 of 5

## Goal Verification

Aug 1, 2010 - Aug 31, 2010





Comparing to: Jul 1, 2010 - Jul 31, 2010



## 27 Total Goal Conversions

Previous: 5 (440.00%)

|   |            |
|---|------------|
| /outgoing/jointeam?project=Einstein@Home      | 29.63% (8) |
| /outgoing/jointeam?project=Einstein@Home      | 0.00% (0)  |
| /outgoing/jointeam?project=LHC@home           | 14.81% (4) |
| /outgoing/jointeam?project=LHC@home           | 20.00% (1) |
| /outgoing/jointeam?project=SETI@Home          | 11.11% (3) |
| /outgoing/jointeam?project=SETI@Home          | 20.00% (1) |
| /outgoing/jointeam?project=MilkyWay@home      | 7.41% (2)  |
| /outgoing/jointeam?project=MilkyWay@home      | 20.00% (1) |
| /outgoing/jointeam?project=ABC@home           | 7.41% (2)  |
| /outgoing/jointeam?project=ABC@home           | 0.00% (0)  |
| /outgoing/jointeam?project=Rosetta@home       | 7.41% (2)  |
| /outgoing/jointeam?project=Rosetta@home       | 20.00% (1) |
| /outgoing/jointeam?project=Malariacontrol.net | 3.70% (1)  |
| /outgoing/jointeam?project=Malariacontrol.net | 0.00% (0)  |
| /outgoing/jointeam?project=Predictor@home     | 3.70% (1)  |
| /outgoing/jointeam?project=Predictor@home     | 0.00% (0)  |
| /outgoing/jointeam?project=Magnetism@home     | 3.70% (1)  |
| /outgoing/jointeam?project=Magnetism@home     | 0.00% (0)  |

|  |  |
|--|--|
| /outgoing/jointeam?project=Climateprediction.net |  3.70% (1)  |
| /outgoing/jointeam?project=Climateprediction.net | 0.00% (0)  |
| /outgoing/jointeam?project=Cosmology@Home        |  3.70% (1)  |
| /outgoing/jointeam?project=Cosmology@Home        | 0.00% (0)  |
| /outgoing/jointeam?project=Hydrogen@Home         |  3.70% (1)  |
| /outgoing/jointeam?project=Hydrogen@Home         | 0.00% (0)  |
| /outgoing/jointeam?project=GPUGRID               | 0.00% (0)  |
| /outgoing/jointeam?project=GPUGRID               |  20.00% (1) |