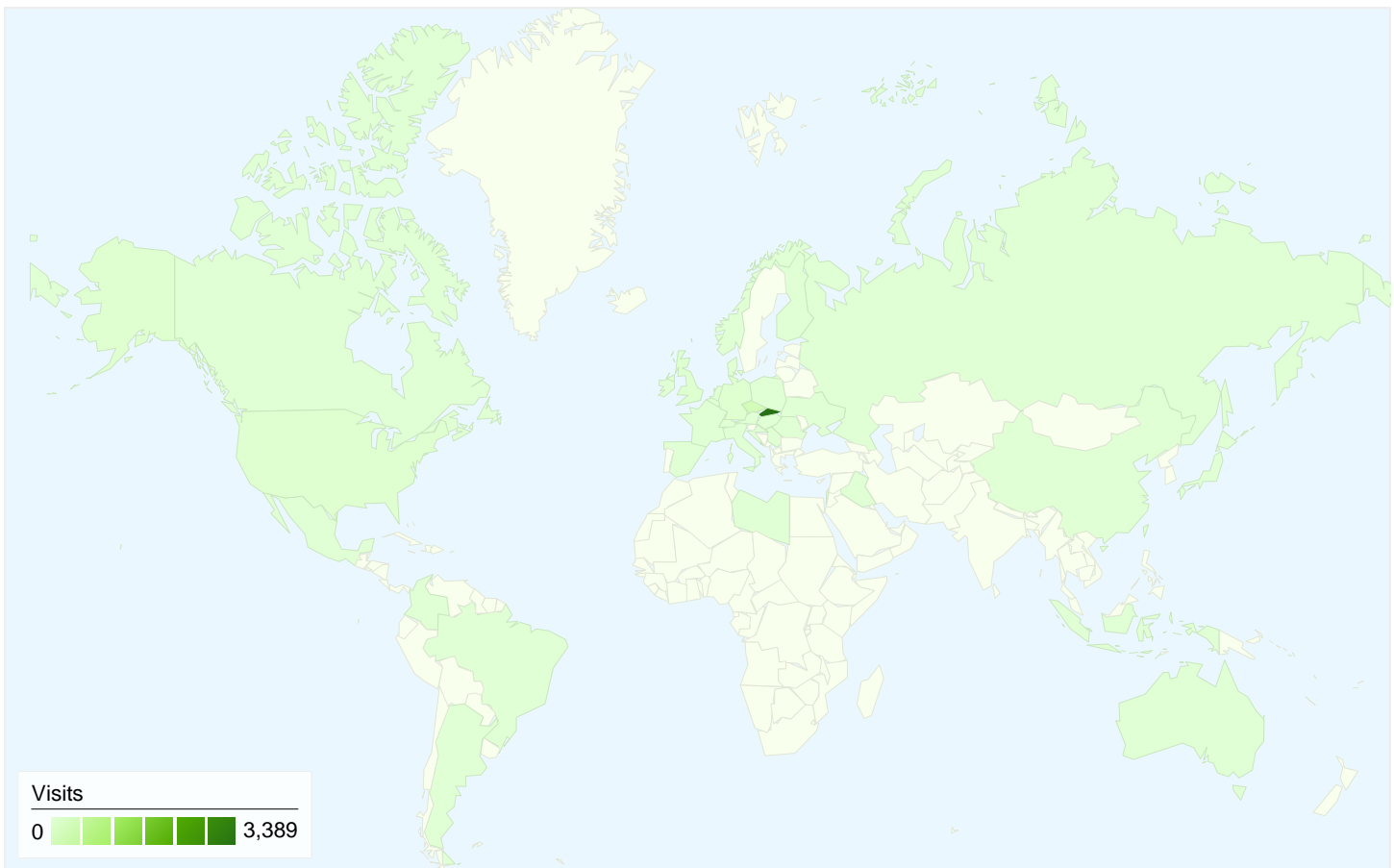


TABLE OF CONTENTS

Map Overlay	1
Browsers	3
Screen Resolutions	5
Visitor Loyalty	7
Visitor Recency	9
All Traffic Sources	11
Keywords	15
Content by Title	19
Top Content	26
Event Tracking Category:	33
Event Tracking Category:	40
Goal Verification	42

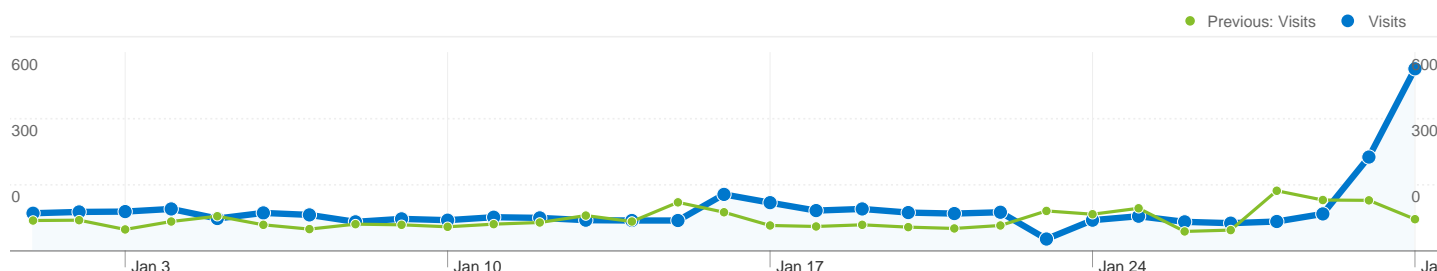


3,911 visits came from 40 countries/territories

Site Usage

Visits 3,911 Previous: 2,964 (31.95%)	Pages/Visit 2.94 Previous: 2.95 (-0.45%)	Avg. Time on Site 00:07:29 Previous: 00:06:15 (19.83%)	% New Visits 56.30% Previous: 54.35% (3.59%)	Bounce Rate 53.00% Previous: 55.77% (-4.96%)		
Country/Territory		Visits	Pages/Visit	Avg. Time on Site	% New Visits	Bounce Rate
Slovakia						
January 1, 2011 - January 31, 2011		3,389	2.91	00:07:50	56.77%	52.43%
December 1, 2010 - December 31, 2010		2,664	2.94	00:06:16	53.04%	55.37%
% Change		27.21%	-0.96%	24.93%	7.03%	-5.30%
Czech Republic						
January 1, 2011 - January 31, 2011		281	3.54	00:04:16	51.25%	55.52%
December 1, 2010 - December 31, 2010		148	3.12	00:05:13	62.84%	60.14%
% Change		89.86%	13.43%	-18.27%	-18.45%	-7.68%
United Kingdom						
January 1, 2011 - January 31, 2011		47	2.94	00:07:56	53.19%	51.06%

December 1, 2010 - December 31, 2010	41	3.90	00:08:18	53.66%	46.34%
% Change	14.63%	-24.76%	-4.54%	-0.87%	10.19%
United States					
January 1, 2011 - January 31, 2011	37	3.00	00:03:48	10.81%	75.68%
December 1, 2010 - December 31, 2010	7	3.14	00:02:03	71.43%	71.43%
% Change	428.57%	-4.55%	84.50%	-84.86%	5.95%
Germany					
January 1, 2011 - January 31, 2011	36	2.78	00:04:19	72.22%	47.22%
December 1, 2010 - December 31, 2010	21	2.38	00:19:14	66.67%	61.90%
% Change	71.43%	16.67%	-77.58%	8.33%	-23.72%
(not set)					
January 1, 2011 - January 31, 2011	23	1.17	00:01:27	56.52%	52.17%
December 1, 2010 - December 31, 2010	15	1.73	00:01:57	86.67%	73.33%
% Change	53.33%	-32.27%	-25.24%	-34.78%	-28.85%
Austria					
January 1, 2011 - January 31, 2011	9	3.78	00:39:18	77.78%	55.56%
December 1, 2010 - December 31, 2010	9	1.00	00:00:06	88.89%	88.89%
% Change	0.00%	277.78%	36,491.38%	-12.50%	-37.50%
Ukraine					
January 1, 2011 - January 31, 2011	9	2.78	00:09:36	55.56%	55.56%
December 1, 2010 - December 31, 2010	1	1.00	00:00:00	100.00%	100.00%
% Change	800.00%	177.78%	100.00%	-44.44%	-44.44%
France					
January 1, 2011 - January 31, 2011	9	7.44	00:15:04	44.44%	55.56%
December 1, 2010 - December 31, 2010	2	1.50	00:02:55	100.00%	50.00%
% Change	350.00%	396.30%	416.70%	-55.56%	11.11%
Ireland					
January 1, 2011 - January 31, 2011	7	1.43	00:01:41	71.43%	85.71%
December 1, 2010 - December 31, 2010	9	6.22	00:10:15	77.78%	44.44%
% Change	-22.22%	-77.04%	-83.56%	-8.16%	92.86%
1 - 10 of 40					



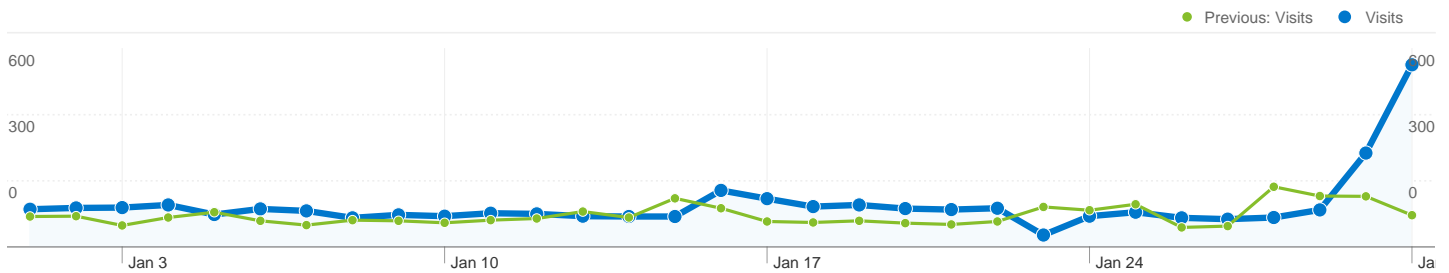
3,911 visits used 14 browsers

Site Usage

Visits 3,911 Previous: 2,964 (31.95%)	Pages/Visit 2.94 Previous: 2.95 (-0.45%)	Avg. Time on Site 00:07:29 Previous: 00:06:15 (19.83%)	% New Visits 56.30% Previous: 54.35% (3.59%)	Bounce Rate 53.00% Previous: 55.77% (-4.96%)
Browser		Visits	Visits	Visits
Firefox				
January 1, 2011 - January 31, 2011		1,863	47.63%	
December 1, 2010 - December 31, 2010		1,346	45.41%	
Chrome				
January 1, 2011 - January 31, 2011		684	17.49%	
December 1, 2010 - December 31, 2010		564	19.03%	
Internet Explorer				
January 1, 2011 - January 31, 2011		647	16.54%	
December 1, 2010 - December 31, 2010		483	16.30%	
Opera				
January 1, 2011 - January 31, 2011		597	15.26%	
December 1, 2010 - December 31, 2010		465	15.69%	
Safari				
January 1, 2011 - January 31, 2011		68	1.74%	
December 1, 2010 - December 31, 2010		63	2.13%	
Opera Mini				
January 1, 2011 - January 31, 2011		20	0.51%	
December 1, 2010 - December 31, 2010		10	0.34%	
Konqueror				
January 1, 2011 - January 31, 2011		18	0.46%	
December 1, 2010 - December 31, 2010		22	0.74%	
Mozilla				

January 1, 2011 - January 31, 2011	6	0.15%
December 1, 2010 - December 31, 2010	3	0.10%
 Mozilla Compatible Agent		
January 1, 2011 - January 31, 2011	3	0.08%
December 1, 2010 - December 31, 2010	3	0.10%
 SeaMonkey		
January 1, 2011 - January 31, 2011	3	0.08%
December 1, 2010 - December 31, 2010	3	0.10%

1 - 10 of 14



3,911 visits used 149 screen resolutions





















Site Usage









Visits 3,911 Previous: 2,964 (31.95%)	Pages/Visit 2.94 Previous: 2.95 (-0.45%)	Avg. Time on Site 00:07:29 Previous: 00:06:15 (19.83%)	% New Visits 56.30% Previous: 54.35% (3.59%)	Bounce Rate 53.00% Previous: 55.77% (-4.96%)
Screen Resolution	Visits	Visits	Visits	
1280x1024				
January 1, 2011 - January 31, 2011	769	19.66%		
December 1, 2010 - December 31, 2010	510	17.21%		
1280x800				
January 1, 2011 - January 31, 2011	619	15.83%		
December 1, 2010 - December 31, 2010	432	14.57%		
1024x768				
January 1, 2011 - January 31, 2011	423	10.82%		
December 1, 2010 - December 31, 2010	363	12.25%		
1366x768				
January 1, 2011 - January 31, 2011	417	10.66%		
December 1, 2010 - December 31, 2010	380	12.82%		
1680x1050				
January 1, 2011 - January 31, 2011	393	10.05%		
December 1, 2010 - December 31, 2010	292	9.85%		
1920x1080				
January 1, 2011 - January 31, 2011	260	6.65%		
December 1, 2010 - December 31, 2010	196	6.61%		
1440x900				
January 1, 2011 - January 31, 2011	256	6.55%		
December 1, 2010 - December 31, 2010	268	9.04%		
1920x1200				

January 1, 2011 - January 31, 2011	151	3.86%
December 1, 2010 - December 31, 2010	71	2.40%
 1600x900		
January 1, 2011 - January 31, 2011	68	1.74%
December 1, 2010 - December 31, 2010	51	1.72%
 (not set)		
January 1, 2011 - January 31, 2011	65	1.66%
December 1, 2010 - December 31, 2010	47	1.59%





















1 - 10 of 149















Most visits repeated: 1 times

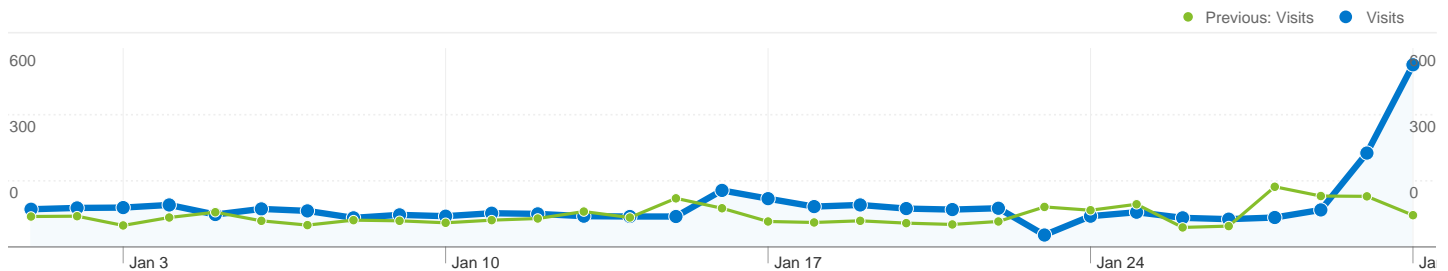
Count of visits from this visitor including current	Visits that were the visitor's nth visit	Percentage of all visits
1 times		
Dec 1, 2010 - Dec 31, 2010	1,611.00	 54.35%
Jan 1, 2011 - Jan 31, 2011	2,202.00	 56.30%
2 times		
Dec 1, 2010 - Dec 31, 2010	268.00	 9.04%
Jan 1, 2011 - Jan 31, 2011	395.00	 10.10%
3 times		
Dec 1, 2010 - Dec 31, 2010	144.00	 4.86%
Jan 1, 2011 - Jan 31, 2011	176.00	 4.50%
4 times		
Dec 1, 2010 - Dec 31, 2010	76.00	 2.56%
Jan 1, 2011 - Jan 31, 2011	103.00	 2.63%
5 times		
Dec 1, 2010 - Dec 31, 2010	46.00	 1.55%
Jan 1, 2011 - Jan 31, 2011	68.00	 1.74%
6 times		
Dec 1, 2010 - Dec 31, 2010	38.00	 1.28%
Jan 1, 2011 - Jan 31, 2011	49.00	 1.25%
7 times		
Dec 1, 2010 - Dec 31, 2010	28.00	 0.94%
Jan 1, 2011 - Jan 31, 2011	34.00	 0.87%
8 times		
Dec 1, 2010 - Dec 31, 2010	24.00	 0.81%
Jan 1, 2011 - Jan 31, 2011	24.00	 0.61%
9-14 times		
Dec 1, 2010 - Dec 31, 2010	110.00	 3.71%
Jan 1, 2011 - Jan 31, 2011	113.00	 2.89%
15-25 times		
Dec 1, 2010 - Dec 31, 2010	138.00	 4.66%
Jan 1, 2011 - Jan 31, 2011	145.00	 3.71%

26-50 times		
Dec 1, 2010 - Dec 31, 2010	194.00	 6.55%
Jan 1, 2011 - Jan 31, 2011	187.00	 4.78%
51-100 times		
Dec 1, 2010 - Dec 31, 2010	85.00	 2.87%
Jan 1, 2011 - Jan 31, 2011	196.00	 5.01%
101-200 times		
Dec 1, 2010 - Dec 31, 2010	70.00	 2.36%
Jan 1, 2011 - Jan 31, 2011	52.00	 1.33%
201+ times		
Dec 1, 2010 - Dec 31, 2010	132.00	 4.45%
Jan 1, 2011 - Jan 31, 2011	167.00	 4.27%

For most visits the previous visit happened: 0 days ago

Previous visit was tracked	Total visits by period	Percentage of all visits
First visit		
Dec 1, 2010 - Dec 31, 2010	1,610.00	 54.32%
Jan 1, 2011 - Jan 31, 2011	2,202.00	 56.30%
Same day		
Dec 1, 2010 - Dec 31, 2010	946.00	 31.92%
Jan 1, 2011 - Jan 31, 2011	1,143.00	 29.23%
<0 days ago		
Dec 1, 2010 - Dec 31, 2010	1.00	 0.03%
Jan 1, 2011 - Jan 31, 2011	0.00	 0.00%
0 days ago		
Dec 1, 2010 - Dec 31, 2010	2,556.00	 86.23%
Jan 1, 2011 - Jan 31, 2011	3,345.00	 85.53%
1 days ago		
Dec 1, 2010 - Dec 31, 2010	100.00	 3.37%
Jan 1, 2011 - Jan 31, 2011	137.00	 3.50%
2 days ago		
Dec 1, 2010 - Dec 31, 2010	53.00	 1.79%
Jan 1, 2011 - Jan 31, 2011	59.00	 1.51%
3 days ago		
Dec 1, 2010 - Dec 31, 2010	22.00	 0.74%
Jan 1, 2011 - Jan 31, 2011	36.00	 0.92%
4 days ago		
Dec 1, 2010 - Dec 31, 2010	26.00	 0.88%
Jan 1, 2011 - Jan 31, 2011	31.00	 0.79%
5 days ago		
Dec 1, 2010 - Dec 31, 2010	12.00	 0.40%
Jan 1, 2011 - Jan 31, 2011	14.00	 0.36%
6 days ago		
Dec 1, 2010 - Dec 31, 2010	15.00	 0.51%
Jan 1, 2011 - Jan 31, 2011	23.00	 0.59%
7 days ago		

Dec 1, 2010 - Dec 31, 2010	13.00	 0.44%
Jan 1, 2011 - Jan 31, 2011	8.00	 0.20%
8-14 days ago		
Dec 1, 2010 - Dec 31, 2010	61.00	 2.06%
Jan 1, 2011 - Jan 31, 2011	81.00	 2.07%
15-30 days ago		
Dec 1, 2010 - Dec 31, 2010	39.00	 1.32%
Jan 1, 2011 - Jan 31, 2011	49.00	 1.25%
31-60 days ago		
Dec 1, 2010 - Dec 31, 2010	27.00	 0.91%
Jan 1, 2011 - Jan 31, 2011	30.00	 0.77%
61-120 days ago		
Dec 1, 2010 - Dec 31, 2010	21.00	 0.71%
Jan 1, 2011 - Jan 31, 2011	33.00	 0.84%
121-364 days ago		
Dec 1, 2010 - Dec 31, 2010	16.00	 0.54%
Jan 1, 2011 - Jan 31, 2011	61.00	 1.56%
365+ days ago		
Dec 1, 2010 - Dec 31, 2010	2.00	 0.07%
Jan 1, 2011 - Jan 31, 2011	4.00	 0.10%



All traffic sources sent 3,911 visits via 104 sources and mediums

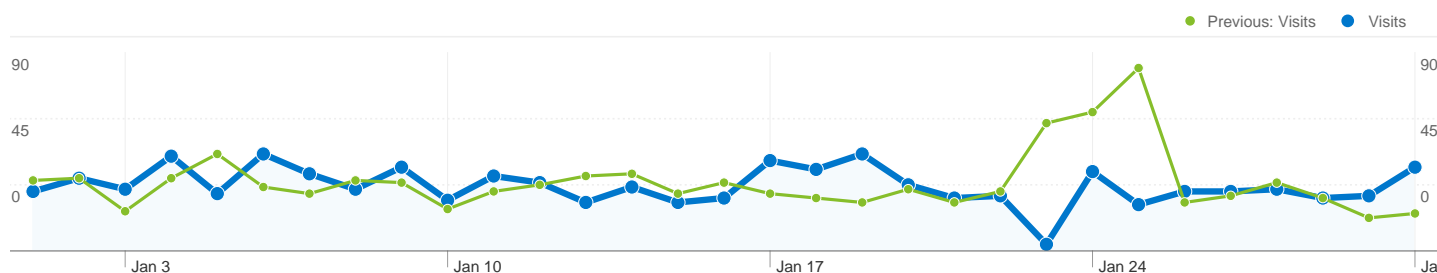
Site Usage

Visits 3,911 Previous: 2,964 (31.95%)	Pages/Visit 2.94 Previous: 2.95 (-0.45%)	Avg. Time on Site 00:07:29 Previous: 00:06:15 (19.83%)	% New Visits 56.30% Previous: 54.35% (3.59%)	Bounce Rate 53.00% Previous: 55.77% (-4.96%)		
Source/Medium		Visits	Pages/Visit	Avg. Time on Site	% New Visits	Bounce Rate
(direct) / (none)						
January 1, 2011 - January 31, 2011		1,367	3.06	00:09:53	49.74%	43.75%
December 1, 2010 - December 31, 2010		1,302	3.07	00:07:44	44.24%	54.84%
% Change		4.99%	-0.45%	27.94%	12.44%	-20.23%
google / organic						
January 1, 2011 - January 31, 2011		900	3.28	00:06:16	76.11%	57.33%
December 1, 2010 - December 31, 2010		950	2.81	00:04:00	75.47%	63.16%
% Change		-5.26%	16.57%	56.79%	0.84%	-9.22%
vybrali.sme.sk / referral						
January 1, 2011 - January 31, 2011		541	1.86	00:04:52	77.45%	74.68%
December 1, 2010 - December 31, 2010		27	5.41	00:06:04	37.04%	51.85%
% Change		1,903.70%	-65.54%	-19.90%	109.11%	44.02%
facebook.com / referral						
January 1, 2011 - January 31, 2011		355	2.45	00:03:58	42.82%	75.77%
December 1, 2010 - December 31, 2010		93	2.46	00:07:47	76.34%	74.19%
% Change		281.72%	-0.70%	-49.03%	-43.92%	2.13%
forum.boinc.sk / referral						
January 1, 2011 - January 31, 2011		286	3.85	00:09:12	9.79%	29.37%
December 1, 2010 - December 31, 2010		186	2.87	00:07:18	12.90%	27.42%
% Change		53.76%	33.97%	26.07%	-24.13%	7.12%
sk.wikipedia.org / referral						
January 1, 2011 - January 31, 2011		69	2.33	00:05:40	72.46%	50.72%

December 1, 2010 - December 31, 2010	40	3.22	00:06:09	82.50%	60.00%
% Change	72.50%	-27.65%	-7.79%	-12.17%	-15.46%
hronskeklacany.sk / referral					
January 1, 2011 - January 31, 2011	63	3.03	00:12:22	1.59%	7.94%
December 1, 2010 - December 31, 2010	59	2.24	00:11:28	0.00%	5.08%
% Change	6.78%	35.51%	7.92%	100.00%	56.08%
einstein.phys.uwm.edu / referral					
January 1, 2011 - January 31, 2011	31	3.32	00:05:05	12.90%	3.23%
December 1, 2010 - December 31, 2010	5	2.80	00:09:25	20.00%	0.00%
% Change	520.00%	18.66%	-46.06%	-35.48%	100.00%
zoznam.sk / referral					
January 1, 2011 - January 31, 2011	27	1.44	00:01:31	85.19%	77.78%
December 1, 2010 - December 31, 2010	14	3.14	00:04:21	85.71%	42.86%
% Change	92.86%	-54.04%	-65.20%	-0.62%	81.48%
skyscrapercity.com / referral					
January 1, 2011 - January 31, 2011	20	1.55	00:01:26	10.00%	75.00%
December 1, 2010 - December 31, 2010	29	1.17	00:00:32	20.69%	86.21%
% Change	-31.03%	32.21%	173.54%	-51.67%	-13.00%
forum.mtbiker.sk / referral					
January 1, 2011 - January 31, 2011	17	1.18	00:00:32	82.35%	88.24%
December 1, 2010 - December 31, 2010	23	2.30	00:03:52	86.96%	52.17%
% Change	-26.09%	-48.95%	-86.01%	-5.29%	69.12%
google.sk / referral					
January 1, 2011 - January 31, 2011	17	1.24	00:00:30	100.00%	82.35%
December 1, 2010 - December 31, 2010	12	3.42	00:05:26	58.33%	58.33%
% Change	41.67%	-63.85%	-90.89%	71.43%	41.18%
setiathome.berkeley.edu / referral					
January 1, 2011 - January 31, 2011	16	6.19	00:50:37	25.00%	6.25%
December 1, 2010 - December 31, 2010	29	6.03	00:09:54	37.93%	24.14%
% Change	-44.83%	2.54%	411.22%	-34.09%	-74.11%
hojko.com / referral					
January 1, 2011 - January 31, 2011	15	6.60	00:09:11	60.00%	46.67%
December 1, 2010 - December 31, 2010	9	1.33	00:01:47	66.67%	66.67%
% Change	66.67%	395.00%	417.10%	-10.00%	-30.00%
slavko.sk / referral					
January 1, 2011 - January 31, 2011	14	3.21	00:09:32	21.43%	14.29%

December 1, 2010 - December 31, 2010	4	1.00	00:00:00	100.00%	100.00%
% Change	250.00%	221.43%	100.00%	-78.57%	-85.71%
marpes.info / referral					
January 1, 2011 - January 31, 2011	12	1.17	00:00:07	100.00%	83.33%
December 1, 2010 - December 31, 2010	13	1.54	00:00:12	100.00%	84.62%
% Change	-7.69%	-24.17%	-43.72%	0.00%	-1.52%
boinc.berkeley.edu / referral					
January 1, 2011 - January 31, 2011	9	5.89	00:02:25	55.56%	44.44%
December 1, 2010 - December 31, 2010	4	3.25	00:05:05	100.00%	0.00%
% Change	125.00%	81.20%	-52.39%	-44.44%	100.00%
pozrisi.sk / referral					
January 1, 2011 - January 31, 2011	9	1.67	00:05:46	11.11%	11.11%
December 1, 2010 - December 31, 2010	3	2.00	00:09:56	0.00%	66.67%
% Change	200.00%	-16.67%	-41.88%	100.00%	-83.33%
search / organic					
January 1, 2011 - January 31, 2011	9	1.56	00:00:24	100.00%	77.78%
December 1, 2010 - December 31, 2010	12	1.58	00:02:28	75.00%	75.00%
% Change	-25.00%	-1.75%	-84.11%	33.33%	3.70%
erepublik.com / referral					
January 1, 2011 - January 31, 2011	8	2.88	00:02:58	87.50%	50.00%
December 1, 2010 - December 31, 2010	0	0.00	00:00:00	0.00%	0.00%
% Change	100.00%	100.00%	100.00%	100.00%	100.00%
forum.czechnationalteam.cz / referral					
January 1, 2011 - January 31, 2011	8	2.25	00:07:12	50.00%	50.00%
December 1, 2010 - December 31, 2010	0	0.00	00:00:00	0.00%	0.00%
% Change	100.00%	100.00%	100.00%	100.00%	100.00%
projekty.czechnationalteam.cz / referral					
January 1, 2011 - January 31, 2011	8	1.00	00:00:09	87.50%	87.50%
December 1, 2010 - December 31, 2010	16	2.38	00:01:47	81.25%	75.00%
% Change	-50.00%	-57.89%	-92.08%	7.69%	16.67%
malariacontrol.net / referral					
January 1, 2011 - January 31, 2011	7	3.14	00:08:02	0.00%	0.00%
December 1, 2010 - December 31, 2010	6	2.17	00:06:58	16.67%	0.00%
% Change	16.67%	45.05%	15.16%	-100.00%	0.00%
worldcommunitygrid.org / referral					
January 1, 2011 - January 31, 2011	7	2.14	00:05:56	14.29%	14.29%

December 1, 2010 - December 31, 2010	0	0.00	00:00:00	0.00%	0.00%
% Change	100.00%	100.00%	100.00%	100.00%	100.00%
szm.sk / referral					
January 1, 2011 - January 31, 2011	5	1.00	00:00:00	100.00%	100.00%
December 1, 2010 - December 31, 2010	4	4.50	00:00:45	100.00%	50.00%
% Change	25.00%	-77.78%	-100.00%	0.00%	100.00%
1 - 25 of 104					

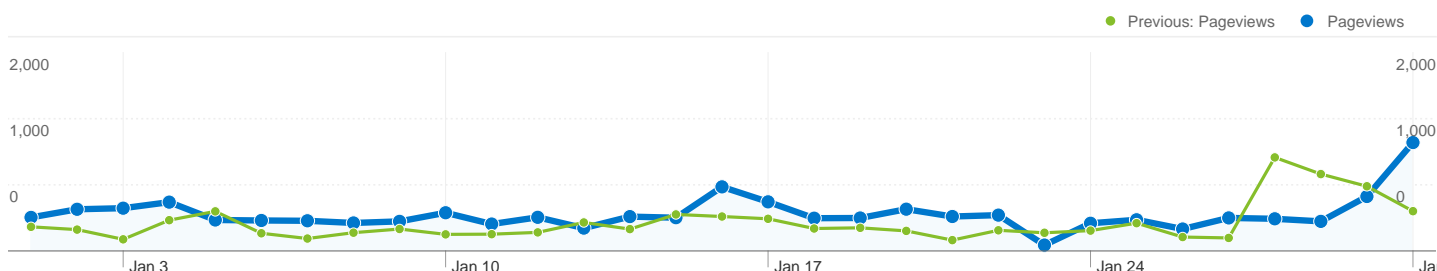
**Search sent 917 total visits via 946 keywords****Site Usage**

Visits 917 Previous: 967 (-5.17%)	Pages/Visit 3.26 Previous: 2.79 (16.79%)	Avg. Time on Site 00:06:10 Previous: 00:03:57 (56.01%)	% New Visits 76.23% Previous: 75.59% (0.84%)	Bounce Rate 57.58% Previous: 63.50% (-9.32%)		
Keyword		Visits	Pages/Visit	Avg. Time on Site	% New Visits	Bounce Rate
boinc						
January 1, 2011 - January 31, 2011		82	7.15	00:09:32	62.20%	15.85%
December 1, 2010 - December 31, 2010		43	4.91	00:07:22	60.47%	11.63%
% Change		90.70%	45.64%	29.47%	2.86%	36.34%
boinc.sk						
January 1, 2011 - January 31, 2011		37	7.19	00:19:45	40.54%	16.22%
December 1, 2010 - December 31, 2010		47	7.13	00:10:40	25.53%	34.04%
% Change		-21.28%	0.86%	85.08%	58.78%	-52.36%
lhc.cern						
January 1, 2011 - January 31, 2011		30	1.17	00:13:23	3.33%	90.00%
December 1, 2010 - December 31, 2010		0	0.00	00:00:00	0.00%	0.00%
% Change		100.00%	100.00%	100.00%	100.00%	100.00%
pyramídy						
January 1, 2011 - January 31, 2011		22	2.14	00:05:22	86.36%	63.64%
December 1, 2010 - December 31, 2010		14	3.14	00:13:19	100.00%	42.86%
% Change		57.14%	-32.02%	-59.63%	-13.64%	48.48%
pyramidy						
January 1, 2011 - January 31, 2011		19	2.42	00:08:48	84.21%	63.16%
December 1, 2010 - December 31, 2010		17	2.00	00:04:31	100.00%	52.94%
% Change		11.76%	21.05%	94.64%	-15.79%	19.30%
seti						
January 1, 2011 - January 31, 2011		16	6.50	00:08:56	93.75%	18.75%

December 1, 2010 - December 31, 2010	9	5.67	00:03:50	77.78%	33.33%
% Change	77.78%	14.71%	132.98%	20.54%	-43.75%
vylet do cernobylu					
January 1, 2011 - January 31, 2011	10	4.60	00:14:34	80.00%	50.00%
December 1, 2010 - December 31, 2010	5	2.60	00:05:27	80.00%	40.00%
% Change	100.00%	76.92%	167.45%	0.00%	25.00%
reversi					
January 1, 2011 - January 31, 2011	9	1.22	00:00:09	88.89%	77.78%
December 1, 2010 - December 31, 2010	10	1.00	00:00:00	80.00%	100.00%
% Change	-10.00%	22.22%	100.00%	11.11%	-22.22%
černobyl dnes					
January 1, 2011 - January 31, 2011	9	2.89	00:05:43	44.44%	77.78%
December 1, 2010 - December 31, 2010	0	0.00	00:00:00	0.00%	0.00%
% Change	100.00%	100.00%	100.00%	100.00%	100.00%
cheopsova pyramida					
January 1, 2011 - January 31, 2011	8	1.25	00:01:03	100.00%	75.00%
December 1, 2010 - December 31, 2010	4	1.00	00:00:00	100.00%	100.00%
% Change	100.00%	25.00%	100.00%	0.00%	-25.00%
fuzny reaktor vo vasom pocitaci					
January 1, 2011 - January 31, 2011	8	1.75	00:05:39	0.00%	12.50%
December 1, 2010 - December 31, 2010	0	0.00	00:00:00	0.00%	0.00%
% Change	100.00%	100.00%	100.00%	0.00%	100.00%
cernobylska tragedia					
January 1, 2011 - January 31, 2011	7	1.43	00:01:43	85.71%	71.43%
December 1, 2010 - December 31, 2010	20	5.50	00:10:07	70.00%	40.00%
% Change	-65.00%	-74.03%	-83.06%	22.45%	78.57%
fuzna reakcia					
January 1, 2011 - January 31, 2011	7	1.57	00:02:43	28.57%	71.43%
December 1, 2010 - December 31, 2010	1	1.00	00:00:00	100.00%	100.00%
% Change	600.00%	57.14%	100.00%	-71.43%	-28.57%
nove technologie					
January 1, 2011 - January 31, 2011	6	2.67	00:01:51	100.00%	83.33%
December 1, 2010 - December 31, 2010	4	1.00	00:00:21	100.00%	75.00%
% Change	50.00%	166.67%	439.02%	0.00%	11.11%
avion vystava					
January 1, 2011 - January 31, 2011	5	1.00	00:00:05	100.00%	80.00%

December 1, 2010 - December 31, 2010	0	0.00	00:00:00	0.00%	0.00%
% Change	100.00%	100.00%	100.00%	100.00%	100.00%
cernobyl dnes					
January 1, 2011 - January 31, 2011	5	6.00	00:15:12	100.00%	20.00%
December 1, 2010 - December 31, 2010	9	8.78	00:22:22	88.89%	44.44%
% Change	-44.44%	-31.65%	-32.06%	12.50%	-55.00%
fúzny reaktor					
January 1, 2011 - January 31, 2011	5	1.40	00:00:55	60.00%	80.00%
December 1, 2010 - December 31, 2010	1	1.00	00:00:00	100.00%	100.00%
% Change	400.00%	40.00%	100.00%	-40.00%	-20.00%
saharská púšť					
January 1, 2011 - January 31, 2011	5	1.00	00:00:00	100.00%	100.00%
December 1, 2010 - December 31, 2010	119	1.39	00:02:25	96.64%	80.67%
% Change	-95.80%	-28.31%	-100.00%	3.48%	23.96%
slavco mirko					
January 1, 2011 - January 31, 2011	5	3.60	00:08:46	0.00%	20.00%
December 1, 2010 - December 31, 2010	0	0.00	00:00:00	0.00%	0.00%
% Change	100.00%	100.00%	100.00%	0.00%	100.00%
uvaha o buducnosti					
January 1, 2011 - January 31, 2011	5	1.00	00:00:00	100.00%	100.00%
December 1, 2010 - December 31, 2010	1	3.00	00:00:16	100.00%	0.00%
% Change	400.00%	-66.67%	-100.00%	0.00%	100.00%
černobyľská katastrofa					
January 1, 2011 - January 31, 2011	5	5.40	00:16:49	100.00%	60.00%
December 1, 2010 - December 31, 2010	2	1.50	00:03:42	100.00%	50.00%
% Change	150.00%	260.00%	355.62%	0.00%	20.00%
boinc projekty					
January 1, 2011 - January 31, 2011	4	4.00	00:02:35	25.00%	25.00%
December 1, 2010 - December 31, 2010	0	0.00	00:00:00	0.00%	0.00%
% Change	100.00%	100.00%	100.00%	100.00%	100.00%
cesta do cernobylu					
January 1, 2011 - January 31, 2011	4	10.50	00:13:01	75.00%	25.00%
December 1, 2010 - December 31, 2010	1	1.00	00:00:00	100.00%	100.00%
% Change	300.00%	950.00%	100.00%	-25.00%	-75.00%
cheops pyramid behind doors					
January 1, 2011 - January 31, 2011	4	3.25	00:02:16	25.00%	0.00%

December 1, 2010 - December 31, 2010	0	0.00	00:00:00	0.00%	0.00%
% Change	100.00%	100.00%	100.00%	100.00%	0.00%
cuda nvidia					
January 1, 2011 - January 31, 2011	4	1.25	00:00:23	100.00%	75.00%
December 1, 2010 - December 31, 2010	0	0.00	00:00:00	0.00%	0.00%
% Change	100.00%	100.00%	100.00%	100.00%	100.00%
1 - 25 of 946					



305 page titles were viewed a total of 11,492 times

Content Performance

Pageviews 11,492 Previous: 8,749 (31.35%)	Unique Pageviews 7,397 Previous: 5,127 (44.28%)	Avg. Time on Page 00:03:51 Previous: 00:03:11 (20.84%)	Bounce Rate 53.15% Previous: 56.01% (-5.11%)	% Exit 33.94% Previous: 33.73% (0.61%)	\$ Index €0.00 Previous: €0.00 (0.00%)		
Page Title		Pageviews	Unique Pageviews	Avg. Time on Page	Bounce Rate	% Exit	\$ Index
Moja návšteva Černobyľu BOINC.SK							
January 1, 2011 - January 31, 2011		3,230	909	00:02:54	64.55%	26.28%	€0.00
December 1, 2010 - December 31, 2010		3,076	855	00:02:35	67.92%	25.78%	€0.00
% Change		5.01%	6.32%	12.27%	-4.96%	1.96%	0.00%
BOINC.SK naše počítače pomáhajú rozvoju ľudstva							
January 1, 2011 - January 31, 2011		2,666	1,958	00:03:18	25.74%	37.73%	€0.00
December 1, 2010 - December 31, 2010		1,878	1,371	00:02:16	31.09%	42.17%	€0.00
% Change		41.96%	42.82%	45.48%	-17.22%	-10.52%	0.00%
Vyhynutie mamutov - prekvapivé objavy BOINC.SK							
January 1, 2011 - January 31, 2011		712	611	00:12:34	76.91%	75.70%	€0.00
December 1, 2010 - December 31, 2010		0	0	00:00:00	0.00%	0.00%	€0.00
% Change		100.00%	100.00%	100.00%	100.00%	100.00%	0.00%
Robotický prieskum Veľkej Cheopsovej pyramídy BOINC.SK							
January 1, 2011 - January 31, 2011		358	282	00:04:48	70.79%	51.68%	€0.00
December 1, 2010 - December 31, 2010		335	193	00:04:10	70.73%	49.55%	€0.00
% Change		6.87%	46.11%	15.26%	0.08%	4.29%	0.00%
Saharská veľká umelá rieka BOINC.SK							
January 1, 2011 - January 31, 2011		217	197	00:06:56	77.42%	57.60%	€0.00

December 1, 2010 - December 31, 2010	391	356	00:11:41	81.36%	73.15%	€0.00
% Change	-44.50%	-44.66%	-40.58%	-4.85%	-21.25%	0.00%
Simulácia fúzneho reaktora u vás doma BOINC.SK						
January 1, 2011 - January 31, 2011	213	170	00:06:10	52.81%	43.19%	€0.00
December 1, 2010 - December 31, 2010	137	98	00:05:19	60.94%	50.36%	€0.00
% Change	55.47%	73.47%	16.04%	-13.34%	-14.24%	0.00%
Aktuálne články BOINC.SK						
January 1, 2011 - January 31, 2011	206	143	00:01:26	71.11%	27.67%	€0.00
December 1, 2010 - December 31, 2010	96	66	00:00:54	50.00%	16.67%	€0.00
% Change	114.58%	116.67%	58.40%	42.22%	66.02%	0.00%
Stiahnite si BOINC.SK						
January 1, 2011 - January 31, 2011	198	154	00:00:40	11.11%	14.65%	€0.00
December 1, 2010 - December 31, 2010	202	150	00:00:47	33.33%	8.91%	€0.00
% Change	-1.98%	2.67%	-15.29%	-66.67%	64.37%	0.00%
Máme sa báť rádioaktivity? BOINC.SK						
January 1, 2011 - January 31, 2011	142	112	00:03:20	65.71%	50.00%	€0.00
December 1, 2010 - December 31, 2010	134	72	00:03:22	78.18%	41.79%	€0.00
% Change	5.97%	55.56%	-1.00%	-15.95%	19.64%	0.00%
weatherathome - počasie doma BOINC.SK						
January 1, 2011 - January 31, 2011	122	85	00:02:24	58.33%	22.95%	€0.00
December 1, 2010 - December 31, 2010	0	0	00:00:00	0.00%	0.00%	€0.00
% Change	100.00%	100.00%	100.00%	100.00%	100.00%	0.00%
SETI@Home BOINC.SK						
January 1, 2011 - January 31, 2011	118	84	00:02:18	56.25%	38.98%	€0.00
December 1, 2010 - December 31, 2010	125	85	00:00:53	32.00%	27.20%	€0.00
% Change	-5.60%	-1.18%	159.66%	75.78%	43.32%	0.00%
Pripojte sa do BOINC v Ubuntu BOINC.SK						
January 1, 2011 - January 31, 2011	102	81	00:00:33	50.00%	4.90%	€0.00
December 1, 2010 - December 31, 2010	57	4	00:00:28	0.00%	3.51%	€0.00
% Change	78.95%	1,925.00%	15.18%	100.00%	39.71%	0.00%
O tíme BOINC.SK BOINC.SK						

January 1, 2011 - January 31, 2011	100	81	00:01:33	44.44%	22.00%	€0.00
December 1, 2010 - December 31, 2010	73	61	00:01:41	0.00%	19.18%	€0.00
% Change	36.99%	32.79%	-7.41%	100.00%	14.71%	0.00%
Výstava: FusionExpo 2011 - AVION Shopping Park BA BOINC.SK						
January 1, 2011 - January 31, 2011	100	74	00:01:21	70.00%	35.00%	€0.00
December 1, 2010 - December 31, 2010	0	0	00:00:00	0.00%	0.00%	€0.00
% Change	100.00%	100.00%	100.00%	100.00%	100.00%	0.00%
User locations BOINC.SK						
January 1, 2011 - January 31, 2011	84	66	00:01:07	0.00%	19.05%	€0.00
December 1, 2010 - December 31, 2010	61	52	00:01:06	60.00%	16.39%	€0.00
% Change	37.70%	26.92%	0.79%	-100.00%	16.19%	0.00%
Prednáška: CERN a Veľký hadrónový urýchľovač (LHC) BOINC.SK						
January 1, 2011 - January 31, 2011	76	70	00:33:17	80.85%	72.37%	€0.00
December 1, 2010 - December 31, 2010	98	79	00:05:36	56.10%	58.16%	€0.00
% Change	-22.45%	-11.39%	494.96%	44.13%	24.42%	0.00%
Urýchľovače budúcnosti – čo bude po LHC? BOINC.SK						
January 1, 2011 - January 31, 2011	74	56	03:13:16	60.00%	60.81%	€0.00
December 1, 2010 - December 31, 2010	63	49	03:48:09	68.75%	71.43%	€0.00
% Change	17.46%	14.29%	-15.29%	-12.73%	-14.86%	0.00%
Používateľský účet BOINC.SK						
January 1, 2011 - January 31, 2011	73	36	00:00:59	0.00%	9.59%	€0.00
December 1, 2010 - December 31, 2010	26	19	00:01:29	0.00%	0.00%	€0.00
% Change	180.77%	89.47%	-33.32%	0.00%	100.00%	0.00%
Návod na účasť v BOINC pre začiatočníkov BOINC.SK						
January 1, 2011 - January 31, 2011	62	51	00:02:43	16.67%	35.48%	€0.00
December 1, 2010 - December 31, 2010	24	23	00:04:58	50.00%	45.83%	€0.00
% Change	158.33%	121.74%	-45.25%	-66.67%	-22.58%	0.00%
eOn BOINC.SK						
January 1, 2011 - January 31, 2011	60	44	00:00:56	33.33%	15.00%	€0.00
December 1, 2010 - December 31, 2010	31	30	00:01:29	0.00%	29.03%	€0.00

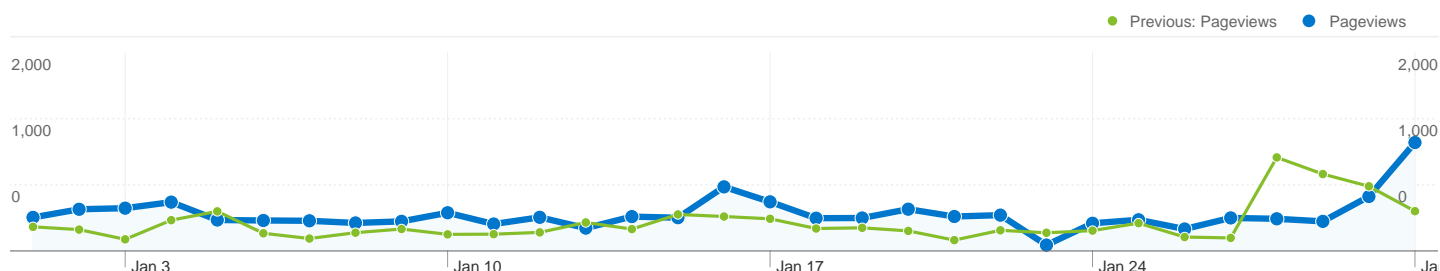
% Change	93.55%	46.67%	-37.39%	100.00%	-48.33%	0.00%
Oficiálny BOINC Manager BOINC.SK						
January 1, 2011 - January 31, 2011	57	50	00:03:28	75.00%	50.88%	€0.00
December 1, 2010 - December 31, 2010	35	26	00:01:52	100.00%	40.00%	€0.00
% Change	62.86%	92.31%	85.51%	-25.00%	27.19%	0.00%
Einstein@Home BOINC.SK						
January 1, 2011 - January 31, 2011	50	41	00:01:26	75.00%	18.00%	€0.00
December 1, 2010 - December 31, 2010	31	27	00:02:03	60.00%	16.13%	€0.00
% Change	61.29%	51.85%	-30.41%	25.00%	11.60%	0.00%
Workspace: marpes BOINC.SK						
January 1, 2011 - January 31, 2011	50	15	00:04:01	0.00%	2.00%	€0.00
December 1, 2010 - December 31, 2010	0	0	00:00:00	0.00%	0.00%	€0.00
% Change	100.00%	100.00%	100.00%	0.00%	100.00%	0.00%
GPUGRID BOINC.SK						
January 1, 2011 - January 31, 2011	49	42	00:00:32	0.00%	10.20%	€0.00
December 1, 2010 - December 31, 2010	16	13	00:04:07	0.00%	12.50%	€0.00
% Change	206.25%	223.08%	-86.99%	0.00%	-18.37%	0.00%
Magnetism@home BOINC.SK						
January 1, 2011 - January 31, 2011	46	39	00:00:44	100.00%	6.52%	€0.00
December 1, 2010 - December 31, 2010	12	11	00:00:28	0.00%	0.00%	€0.00
% Change	283.33%	254.55%	59.28%	100.00%	100.00%	0.00%
Docking@Home BOINC.SK						
January 1, 2011 - January 31, 2011	43	32	00:00:23	0.00%	0.00%	€0.00
December 1, 2010 - December 31, 2010	16	11	00:00:43	100.00%	18.75%	€0.00
% Change	168.75%	190.91%	-46.45%	-100.00%	-100.00%	0.00%
Návod na prispievane na web BOINC.SK						
January 1, 2011 - January 31, 2011	39	37	00:01:52	93.33%	53.85%	€0.00
December 1, 2010 - December 31, 2010	39	33	00:01:13	90.91%	35.90%	€0.00
% Change	0.00%	12.12%	53.26%	2.67%	50.00%	0.00%
Ako ste sa dozvedeli o BOINC? BOINC.SK						
January 1, 2011 - January 31, 2011	38	23	00:05:06	100.00%	31.58%	€0.00

December 1, 2010 - December 31, 2010	0	0	00:00:00	0.00%	0.00%	€0.00
% Change	100.00%	100.00%	100.00%	100.00%	100.00%	0.00%
Kategorizácia projektov BOINC.SK						
January 1, 2011 - January 31, 2011	38	32	00:00:22	0.00%	7.89%	€0.00
December 1, 2010 - December 31, 2010	15	12	00:01:14	0.00%	6.67%	€0.00
% Change	153.33%	166.67%	-70.64%	0.00%	18.42%	0.00%
MilkyWay@home BOINC.SK						
January 1, 2011 - January 31, 2011	38	30	00:02:37	100.00%	23.68%	€0.00
December 1, 2010 - December 31, 2010	28	21	00:02:45	16.67%	14.29%	€0.00
% Change	35.71%	42.86%	-4.37%	500.00%	65.79%	0.00%
Rozdelenie projektov podľa zamerania BOINC.SK						
January 1, 2011 - January 31, 2011	38	20	00:00:29	50.00%	7.89%	€0.00
December 1, 2010 - December 31, 2010	29	15	00:00:22	100.00%	10.34%	€0.00
% Change	31.03%	33.33%	35.77%	-50.00%	-23.68%	0.00%
PrimeGrid BOINC.SK						
January 1, 2011 - January 31, 2011	37	29	00:03:47	0.00%	24.32%	€0.00
December 1, 2010 - December 31, 2010	18	18	00:00:55	50.00%	55.56%	€0.00
% Change	105.56%	61.11%	315.20%	-100.00%	-56.22%	0.00%
LHC@home BOINC.SK						
January 1, 2011 - January 31, 2011	36	35	00:01:26	25.00%	13.89%	€0.00
December 1, 2010 - December 31, 2010	21	18	00:03:11	100.00%	23.81%	€0.00
% Change	71.43%	94.44%	-55.16%	-75.00%	-41.67%	0.00%
A je to vonku BOINC.SK						
January 1, 2011 - January 31, 2011	35	29	00:02:15	50.00%	25.71%	€0.00
December 1, 2010 - December 31, 2010	18	18	00:01:09	100.00%	27.78%	€0.00
% Change	94.44%	61.11%	94.94%	-50.00%	-7.43%	0.00%
Hľadanie mimozemského života a civilizácií - čo ďalej? BOINC.SK						
January 1, 2011 - January 31, 2011	35	32	00:02:16	83.33%	54.29%	€0.00
December 1, 2010 - December 31, 2010	78	68	00:03:47	73.33%	64.10%	€0.00
% Change	-55.13%	-52.94%	-40.28%	13.64%	-15.31%	0.00%
Ankety BOINC.SK						
January 1, 2011 - January 31, 2011	34	28	00:01:09	0.00%	14.71%	€0.00

December 1, 2010 - December 31, 2010	0	0	00:00:00	0.00%	0.00%	€0.00
% Change	100.00%	100.00%	100.00%	0.00%	100.00%	0.00%
Rosetta@home BOINC.SK						
January 1, 2011 - January 31, 2011	33	26	00:01:53	0.00%	18.18%	€0.00
December 1, 2010 - December 31, 2010	27	17	00:01:28	0.00%	14.81%	€0.00
% Change	22.22%	52.94%	28.56%	0.00%	22.73%	0.00%
World Community Grid BOINC.SK						
January 1, 2011 - January 31, 2011	33	29	00:05:39	45.45%	42.42%	€0.00
December 1, 2010 - December 31, 2010	26	22	00:03:53	42.86%	38.46%	€0.00
% Change	26.92%	31.82%	45.53%	6.06%	10.30%	0.00%
Prvý úspech projektu Einstein@home - objav nového pulzaru! BOINC.SK						
January 1, 2011 - January 31, 2011	32	31	00:03:15	50.00%	21.88%	€0.00
December 1, 2010 - December 31, 2010	35	30	00:02:38	83.33%	28.57%	€0.00
% Change	-8.57%	3.33%	23.05%	-40.00%	-23.44%	0.00%
Región Európy BOINC.SK						
January 1, 2011 - January 31, 2011	32	22	00:02:52	100.00%	15.62%	€0.00
December 1, 2010 - December 31, 2010	0	0	00:00:00	0.00%	0.00%	€0.00
% Change	100.00%	100.00%	100.00%	100.00%	100.00%	0.00%
Skončilo dnešné zatmenie Slnka BOINC.SK						
January 1, 2011 - January 31, 2011	32	28	00:01:11	0.00%	37.50%	€0.00
December 1, 2010 - December 31, 2010	0	0	00:00:00	0.00%	0.00%	€0.00
% Change	100.00%	100.00%	100.00%	0.00%	100.00%	0.00%
Zatmenie Slnka v Šanghaji 22.7.2009 BOINC.SK						
January 1, 2011 - January 31, 2011	32	31	00:08:01	89.29%	87.50%	€0.00
December 1, 2010 - December 31, 2010	10	8	00:06:21	75.00%	80.00%	€0.00
% Change	220.00%	287.50%	26.12%	19.05%	9.37%	0.00%
AQUA@home BOINC.SK						
January 1, 2011 - January 31, 2011	29	25	00:01:11	33.33%	10.34%	€0.00
December 1, 2010 - December 31, 2010	19	17	00:02:09	0.00%	10.53%	€0.00
% Change	52.63%	47.06%	-44.97%	100.00%	-1.72%	0.00%
Hydrogen@Home BOINC.SK						

January 1, 2011 - January 31, 2011	29	23	00:01:38	50.00%	6.90%	€0.00
December 1, 2010 - December 31, 2010	20	20	00:01:44	40.00%	15.00%	€0.00
% Change	45.00%	15.00%	-5.31%	25.00%	-54.02%	0.00%
Node locations BOINC.SK						
January 1, 2011 - January 31, 2011	29	24	00:00:51	0.00%	13.79%	€0.00
December 1, 2010 - December 31, 2010	25	21	00:00:31	0.00%	8.00%	€0.00
% Change	16.00%	14.29%	65.21%	0.00%	72.41%	0.00%
Región juhu Afriky BOINC.SK						
January 1, 2011 - January 31, 2011	29	22	00:02:39	83.33%	17.24%	€0.00
December 1, 2010 - December 31, 2010	0	0	00:00:00	0.00%	0.00%	€0.00
% Change	100.00%	100.00%	100.00%	100.00%	100.00%	0.00%
Spinhenge@home BOINC.SK						
January 1, 2011 - January 31, 2011	29	26	00:03:09	0.00%	44.83%	€0.00
December 1, 2010 - December 31, 2010	13	12	00:03:39	100.00%	30.77%	€0.00
% Change	123.08%	116.67%	-13.60%	-100.00%	45.69%	0.00%
The Lattice Project BOINC.SK						
January 1, 2011 - January 31, 2011	29	26	00:00:19	100.00%	6.90%	€0.00
December 1, 2010 - December 31, 2010	6	5	00:06:25	0.00%	16.67%	€0.00
% Change	383.33%	420.00%	-95.08%	100.00%	-58.62%	0.00%
Úvaha o budúcnosti gravitačnej fyziky BOINC.SK						
January 1, 2011 - January 31, 2011	28	28	00:02:01	95.65%	92.86%	€0.00
December 1, 2010 - December 31, 2010	30	27	00:03:06	82.35%	60.00%	€0.00
% Change	-6.67%	3.70%	-35.13%	16.15%	54.76%	0.00%
O regionálnych experimentoch BOINC.SK						
January 1, 2011 - January 31, 2011	27	18	00:01:08	100.00%	25.93%	€0.00
December 1, 2010 - December 31, 2010	0	0	00:00:00	0.00%	0.00%	€0.00
% Change	100.00%	100.00%	100.00%	100.00%	100.00%	0.00%

1 - 50 of 305



547 pages were viewed a total of 11,478 times

Content Performance

Pageviews 11,478 Previous: 8,749 (31.19%)	Unique Pageviews 7,389 Previous: 5,127 (44.12%)	Avg. Time on Page 00:03:51 Previous: 00:03:11 (20.71%)	Bounce Rate 53.15% Previous: 56.01% (-5.11%)	% Exit 33.95% Previous: 33.73% (0.66%)	\$ Index €0.00 Previous: €0.00 (0.00%)		
Page		Pageviews	Unique Pageviews	Avg. Time on Page	Bounce Rate	% Exit	\$ Index
/clanky/moja-navsteva-cernobylu							
January 1, 2011 - January 31, 2011		3,229	908	00:02:54	64.62%	26.26%	€0.00
December 1, 2010 - December 31, 2010		3,074	853	00:02:35	67.96%	25.73%	€0.00
% Change		5.04%	6.45%	12.51%	-4.91%	2.06%	0.00%
/domov							
January 1, 2011 - January 31, 2011		2,022	1,418	00:04:08	25.00%	44.51%	€0.00
December 1, 2010 - December 31, 2010		1,413	1,037	00:03:00	30.79%	51.03%	€0.00
% Change		43.10%	36.74%	37.47%	-18.79%	-12.77%	0.00%
/clanky/vyhynutie-mamutov-prekvapive-objavy							
January 1, 2011 - January 31, 2011		705	609	00:12:41	76.91%	76.17%	€0.00
December 1, 2010 - December 31, 2010		0	0	00:00:00	0.00%	0.00%	€0.00
% Change		100.00%	100.00%	100.00%	100.00%	100.00%	0.00%
/projekty							
January 1, 2011 - January 31, 2011		278	224	00:01:30	46.67%	9.71%	€0.00
December 1, 2010 - December 31, 2010		240	147	00:00:34	50.00%	8.33%	€0.00
% Change		15.83%	52.38%	163.19%	-6.67%	16.55%	0.00%
/clanky/roboticky-prieskum-velkej-cheopsovej-pyramidy							
January 1, 2011 - January 31, 2011		270	203	00:04:58	77.70%	57.04%	€0.00
December 1, 2010 - December 31, 2010		335	193	00:04:10	70.73%	49.55%	€0.00

% Change	-19.40%	5.18%	19.32%	9.86%	15.10%	0.00%
/clanky/saharska-velka-umela-rieka						
January 1, 2011 - January 31, 2011	216	196	00:06:56	77.42%	57.41%	€0.00
December 1, 2010 - December 31, 2010	388	353	00:11:40	81.52%	72.94%	€0.00
% Change	-44.33%	-44.48%	-40.56%	-5.03%	-21.29%	0.00%
/clanky						
January 1, 2011 - January 31, 2011	182	123	00:01:33	73.81%	30.22%	€0.00
December 1, 2010 - December 31, 2010	93	63	00:00:54	75.00%	16.13%	€0.00
% Change	95.70%	95.24%	73.16%	-1.59%	87.36%	0.00%
/boinc						
January 1, 2011 - January 31, 2011	163	135	00:01:05	16.67%	11.66%	€0.00
December 1, 2010 - December 31, 2010	92	76	00:00:34	0.00%	10.87%	€0.00
% Change	77.17%	77.63%	91.64%	100.00%	7.24%	0.00%
/clanky/simulacia-fuzneho-reaktora-u-vas-doma						
January 1, 2011 - January 31, 2011	151	124	00:05:38	53.62%	45.03%	€0.00
December 1, 2010 - December 31, 2010	137	98	00:05:19	60.94%	50.36%	€0.00
% Change	10.22%	26.53%	5.81%	-12.00%	-10.59%	0.00%
/stiahnite-si						
January 1, 2011 - January 31, 2011	146	115	00:00:33	0.00%	11.64%	€0.00
December 1, 2010 - December 31, 2010	160	119	00:00:44	33.33%	6.88%	€0.00
% Change	-8.75%	-3.36%	-26.35%	-100.00%	69.36%	0.00%
/projekty-knihy/weatherathome-pocasio-doma						
January 1, 2011 - January 31, 2011	121	84	00:02:24	54.55%	22.31%	€0.00
December 1, 2010 - December 31, 2010	0	0	00:00:00	0.00%	0.00%	€0.00
% Change	100.00%	100.00%	100.00%	100.00%	100.00%	0.00%
/statistiky						
January 1, 2011 - January 31, 2011	117	103	00:03:20	25.00%	35.04%	€0.00
December 1, 2010 - December 31, 2010	99	78	00:02:19	0.00%	28.28%	€0.00
% Change	18.18%	32.05%	44.05%	100.00%	23.90%	0.00%
/projekty/seti-home						
January 1, 2011 - January 31, 2011	104	73	00:01:54	56.25%	42.31%	€0.00
December 1, 2010 - December 31, 2010	115	77	00:00:53	32.65%	26.09%	€0.00

% Change	-9.57%	-5.19%	117.06%	72.27%	62.18%	0.00%
/domov/o-time-boincsk						
January 1, 2011 - January 31, 2011	100	81	00:01:33	44.44%	22.00%	€0.00
December 1, 2010 - December 31, 2010	73	61	00:01:41	0.00%	19.18%	€0.00
% Change	36.99%	32.79%	-7.41%	100.00%	14.71%	0.00%
/novinka/20110110						
January 1, 2011 - January 31, 2011	100	74	00:01:21	70.00%	35.00%	€0.00
December 1, 2010 - December 31, 2010	0	0	00:00:00	0.00%	0.00%	€0.00
% Change	100.00%	100.00%	100.00%	100.00%	100.00%	0.00%
/node/domov						
January 1, 2011 - January 31, 2011	89	77	00:02:12	75.00%	42.70%	€0.00
December 1, 2010 - December 31, 2010	87	67	00:01:11	100.00%	28.74%	€0.00
% Change	2.30%	14.93%	85.66%	-25.00%	48.58%	0.00%
/map/user						
January 1, 2011 - January 31, 2011	84	66	00:01:07	0.00%	19.05%	€0.00
December 1, 2010 - December 31, 2010	61	52	00:01:06	60.00%	16.39%	€0.00
% Change	37.70%	26.92%	0.79%	-100.00%	16.19%	0.00%
/clanky/mame-sa-bat-radioaktivita						
January 1, 2011 - January 31, 2011	78	55	00:04:31	63.64%	53.85%	€0.00
December 1, 2010 - December 31, 2010	134	72	00:03:22	78.18%	41.79%	€0.00
% Change	-41.79%	-23.61%	33.92%	-18.60%	28.85%	0.00%
/blog/21/prednaska-cern-velky-hadronovy-urychlovac-lhc						
January 1, 2011 - January 31, 2011	76	70	00:33:17	80.85%	72.37%	€0.00
December 1, 2010 - December 31, 2010	98	79	00:05:36	56.10%	58.16%	€0.00
% Change	-22.45%	-11.39%	494.96%	44.13%	24.42%	0.00%
/clanky/urychlovace-buducnosti---co-bude-po-lhc						
January 1, 2011 - January 31, 2011	74	56	03:13:16	60.00%	60.81%	€0.00
December 1, 2010 - December 31, 2010	63	49	03:48:09	68.75%	71.43%	€0.00
% Change	17.46%	14.29%	-15.29%	-12.73%	-14.86%	0.00%
/boinc/navod-na-ucast-v-boinc-pre-zaciatocnikov						
January 1, 2011 - January 31, 2011	58	47	00:02:09	0.00%	34.48%	€0.00

December 1, 2010 - December 31, 2010	24	23	00:04:58	50.00%	45.83%	€0.00
% Change	141.67%	104.35%	-56.56%	-100.00%	-24.76%	0.00%
/projekty/eon						
January 1, 2011 - January 31, 2011	56	43	00:00:49	33.33%	16.07%	€0.00
December 1, 2010 - December 31, 2010	31	30	00:01:29	0.00%	29.03%	€0.00
% Change	80.65%	43.33%	-45.47%	100.00%	-44.64%	0.00%
/workspace/23						
January 1, 2011 - January 31, 2011	50	15	00:04:01	0.00%	2.00%	€0.00
December 1, 2010 - December 31, 2010	0	0	00:00:00	0.00%	0.00%	€0.00
% Change	100.00%	100.00%	100.00%	0.00%	100.00%	0.00%
/projekty/gpugrid						
January 1, 2011 - January 31, 2011	49	42	00:00:32	0.00%	10.20%	€0.00
December 1, 2010 - December 31, 2010	16	13	00:04:07	0.00%	12.50%	€0.00
% Change	206.25%	223.08%	-86.99%	0.00%	-18.37%	0.00%
/clanky/simulacia-fuzneho-reaktora-u-vas-doma?page=0,1						
January 1, 2011 - January 31, 2011	47	36	00:08:47	42.86%	36.17%	€0.00
December 1, 2010 - December 31, 2010	0	0	00:00:00	0.00%	0.00%	€0.00
% Change	100.00%	100.00%	100.00%	100.00%	100.00%	0.00%
/projekty/magnetism-home						
January 1, 2011 - January 31, 2011	46	39	00:00:44	100.00%	6.52%	€0.00
December 1, 2010 - December 31, 2010	12	11	00:00:28	0.00%	0.00%	€0.00
% Change	283.33%	254.55%	59.28%	100.00%	100.00%	0.00%
/clanky/roboticky-prieskum-velkej-cheopsovej-pyramidy?page=0,1						
January 1, 2011 - January 31, 2011	45	42	00:07:47	35.00%	44.44%	€0.00
December 1, 2010 - December 31, 2010	0	0	00:00:00	0.00%	0.00%	€0.00
% Change	100.00%	100.00%	100.00%	100.00%	100.00%	0.00%
/projekty/einstein-home						
January 1, 2011 - January 31, 2011	45	36	00:01:30	75.00%	15.56%	€0.00
December 1, 2010 - December 31, 2010	28	24	00:02:14	60.00%	17.86%	€0.00
% Change	60.71%	50.00%	-32.62%	25.00%	-12.89%	0.00%
/domov/navod-na-prispievane-na-web						

January 1, 2011 - January 31, 2011	39	37	00:01:52	93.33%	53.85%	€0.00
December 1, 2010 - December 31, 2010	39	33	00:01:13	90.91%	35.90%	€0.00
% Change	0.00%	12.12%	53.26%	2.67%	50.00%	0.00%
/projekty/docking-home						
January 1, 2011 - January 31, 2011	39	31	00:00:25	0.00%	0.00%	€0.00
December 1, 2010 - December 31, 2010	16	11	00:00:43	100.00%	18.75%	€0.00
% Change	143.75%	181.82%	-42.32%	-100.00%	-100.00%	0.00%
/projekty/kategorizacia						
January 1, 2011 - January 31, 2011	38	32	00:00:22	0.00%	7.89%	€0.00
December 1, 2010 - December 31, 2010	15	12	00:01:14	0.00%	6.67%	€0.00
% Change	153.33%	166.67%	-70.64%	0.00%	18.42%	0.00%
/projekty/rozdelenie-projektov-podla-zamerania						
January 1, 2011 - January 31, 2011	38	20	00:00:29	50.00%	7.89%	€0.00
December 1, 2010 - December 31, 2010	29	15	00:00:22	100.00%	10.34%	€0.00
% Change	31.03%	33.33%	35.77%	-50.00%	-23.68%	0.00%
/projekty/milkyway-home						
January 1, 2011 - January 31, 2011	37	29	00:02:37	100.00%	21.62%	€0.00
December 1, 2010 - December 31, 2010	26	19	00:02:56	16.67%	15.38%	€0.00
% Change	42.31%	52.63%	-10.76%	500.00%	40.54%	0.00%
/node/273						
January 1, 2011 - January 31, 2011	36	21	00:04:36	100.00%	33.33%	€0.00
December 1, 2010 - December 31, 2010	0	0	00:00:00	0.00%	0.00%	€0.00
% Change	100.00%	100.00%	100.00%	100.00%	100.00%	0.00%
/projekty/primegrid						
January 1, 2011 - January 31, 2011	36	28	00:03:46	0.00%	25.00%	€0.00
December 1, 2010 - December 31, 2010	18	18	00:00:55	50.00%	55.56%	€0.00
% Change	100.00%	55.56%	312.65%	-100.00%	-55.00%	0.00%
/blog/12/je-vonku						
January 1, 2011 - January 31, 2011	35	29	00:02:15	50.00%	25.71%	€0.00
December 1, 2010 - December 31, 2010	18	18	00:01:09	100.00%	27.78%	€0.00
% Change	94.44%	61.11%	94.94%	-50.00%	-7.43%	0.00%
/clanky/hladanie-mimozemskeho-zivota-civilizacii-co-dalej						

January 1, 2011 - January 31, 2011	35	32	00:02:16	83.33%	54.29%	€0.00
December 1, 2010 - December 31, 2010	78	68	00:03:47	73.33%	64.10%	€0.00
% Change	-55.13%	-52.94%	-40.28%	13.64%	-15.31%	0.00%
/projekty/lhc-home						
January 1, 2011 - January 31, 2011	35	34	00:01:26	25.00%	14.29%	€0.00
December 1, 2010 - December 31, 2010	21	18	00:03:11	100.00%	23.81%	€0.00
% Change	66.67%	88.89%	-54.94%	-75.00%	-40.00%	0.00%
/stiahnite-si/odkazy						
January 1, 2011 - January 31, 2011	35	23	00:01:20	50.00%	17.14%	€0.00
December 1, 2010 - December 31, 2010	29	19	00:01:16	0.00%	17.24%	€0.00
% Change	20.69%	21.05%	5.61%	100.00%	-0.57%	0.00%
/poll						
January 1, 2011 - January 31, 2011	34	28	00:01:09	0.00%	14.71%	€0.00
December 1, 2010 - December 31, 2010	0	0	00:00:00	0.00%	0.00%	€0.00
% Change	100.00%	100.00%	100.00%	0.00%	100.00%	0.00%
/blog/23/skoncilo-dnesne-zatmenie-slnka						
January 1, 2011 - January 31, 2011	32	28	00:01:11	0.00%	37.50%	€0.00
December 1, 2010 - December 31, 2010	0	0	00:00:00	0.00%	0.00%	€0.00
% Change	100.00%	100.00%	100.00%	0.00%	100.00%	0.00%
/boinc/prvy-uspech-projektu-einstein-home-objav-noveho-pulzaru						
January 1, 2011 - January 31, 2011	32	31	00:03:15	50.00%	21.88%	€0.00
December 1, 2010 - December 31, 2010	35	30	00:02:38	83.33%	28.57%	€0.00
% Change	-8.57%	3.33%	23.05%	-40.00%	-23.44%	0.00%
/clanky/zatmenie-slnka-v-sanghaji-2272009						
January 1, 2011 - January 31, 2011	32	31	00:08:01	89.29%	87.50%	€0.00
December 1, 2010 - December 31, 2010	10	8	00:06:21	75.00%	80.00%	€0.00
% Change	220.00%	287.50%	26.12%	19.05%	9.37%	0.00%
/projekty/world-community-grid						
January 1, 2011 - January 31, 2011	32	28	00:05:39	45.45%	40.62%	€0.00
December 1, 2010 - December 31, 2010	25	21	00:03:53	42.86%	36.00%	€0.00
% Change	28.00%	33.33%	45.53%	6.06%	12.85%	0.00%

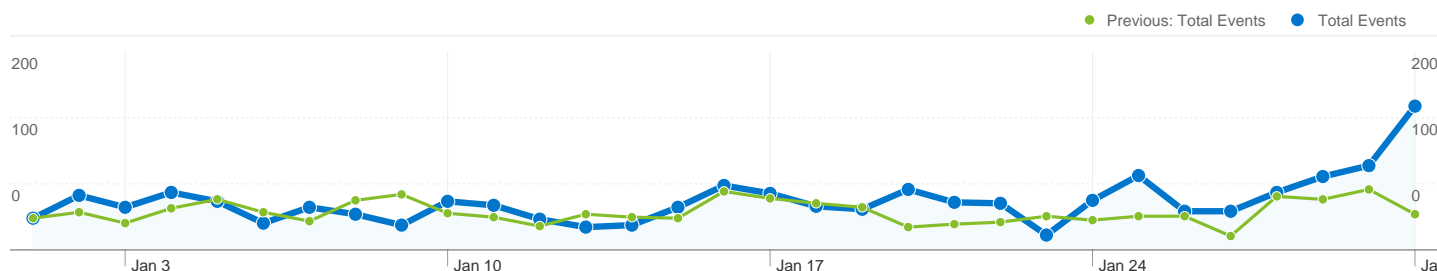
/user/register						
January 1, 2011 - January 31, 2011	32	22	00:01:20	0.00%	9.38%	€0.00
December 1, 2010 - December 31, 2010	15	14	00:02:13	0.00%	0.00%	€0.00
% Change	113.33%	57.14%	-39.74%	0.00%	100.00%	0.00%
/projekty-knihy						
January 1, 2011 - January 31, 2011	31	28	00:00:11	0.00%	6.45%	€0.00
December 1, 2010 - December 31, 2010	6	6	00:00:07	0.00%	16.67%	€0.00
% Change	416.67%	366.67%	59.23%	0.00%	-61.29%	0.00%
/projekty/rosetta-home						
January 1, 2011 - January 31, 2011	30	24	00:01:23	0.00%	20.00%	€0.00
December 1, 2010 - December 31, 2010	21	15	00:01:35	0.00%	19.05%	€0.00
% Change	42.86%	60.00%	-12.10%	0.00%	5.00%	0.00%
/map/node						
January 1, 2011 - January 31, 2011	29	24	00:00:51	0.00%	13.79%	€0.00
December 1, 2010 - December 31, 2010	25	21	00:00:31	0.00%	8.00%	€0.00
% Change	16.00%	14.29%	65.21%	0.00%	72.41%	0.00%
/projekty/aqua-home						
January 1, 2011 - January 31, 2011	29	25	00:01:11	33.33%	10.34%	€0.00
December 1, 2010 - December 31, 2010	18	16	00:02:03	0.00%	11.11%	€0.00
% Change	61.11%	56.25%	-42.26%	100.00%	-6.90%	0.00%
/projekty/lattice-project						
January 1, 2011 - January 31, 2011	29	26	00:00:19	100.00%	6.90%	€0.00
December 1, 2010 - December 31, 2010	6	5	00:06:25	0.00%	16.67%	€0.00
% Change	383.33%	420.00%	-95.08%	100.00%	-58.62%	0.00%
1 - 50 of 547						

Event Tracking Category:

Outgoing links

Jan 1, 2011 - Jan 31, 2011

Comparing to: Dec 1, 2010 - Dec 31, 2010



This category recorded 1,519 total events via 490 event labels

Events

Total Events 1,519 Previous: 1,175 (29.28%)	Unique Events 1,372 Previous: 1,072 (27.99%)	Event Value 0 Previous: 0 (0.00%)	Avg. Value 0.00 Previous: 0.00 (0.00%)	
Event Label	Total Events	Unique Events	Event Value	Avg. Value
http://forum.boinc.sk/				
January 1, 2011 - January 31, 2011	555	460	0	0.00
December 1, 2010 - December 31, 2010	377	325	0	0.00
% Change	47.21%	41.54%	0.00%	0.00%
http://www.astro.cz/apod/				
January 1, 2011 - January 31, 2011	69	68	0	0.00
December 1, 2010 - December 31, 2010	76	72	0	0.00
% Change	-9.21%	-5.56%	0.00%	0.00%
http://www.pripyat.com/				
January 1, 2011 - January 31, 2011	32	31	0	0.00
December 1, 2010 - December 31, 2010	47	45	0	0.00
% Change	-31.91%	-31.11%	0.00%	0.00%
http://pavolr.mysteria.cz/uvod.htm#Grafy_SK				
January 1, 2011 - January 31, 2011	25	23	0	0.00
December 1, 2010 - December 31, 2010	10	10	0	0.00
% Change	150.00%	130.00%	0.00%	0.00%
http://boinc.berkeley.edu/download.php				
January 1, 2011 - January 31, 2011	22	18	0	0.00
December 1, 2010 - December 31, 2010	18	16	0	0.00
% Change	22.22%	12.50%	0.00%	0.00%
http://ibs.wu.cz/bsk/				
January 1, 2011 - January 31, 2011	22	21	0	0.00

December 1, 2010 - December 31, 2010	26	26	0	0.00
% Change	-15.38%	-19.23%	0.00%	0.00%
http://www.tourkiev.com/				
January 1, 2011 - January 31, 2011	18	15	0	0.00
December 1, 2010 - December 31, 2010	18	17	0	0.00
% Change	0.00%	-11.76%	0.00%	0.00%
http://en.wikipedia.org/wiki/Paraceratherium				
January 1, 2011 - January 31, 2011	17	16	0	0.00
December 1, 2010 - December 31, 2010	0	0	0	0.00
% Change	100.00%	100.00%	0.00%	0.00%
http://ibs.wu.cz/bsk/miniteams.htm				
January 1, 2011 - January 31, 2011	17	16	0	0.00
December 1, 2010 - December 31, 2010	13	12	0	0.00
% Change	30.77%	33.33%	0.00%	0.00%
http://old.boinc.sk/				
January 1, 2011 - January 31, 2011	16	16	0	0.00
December 1, 2010 - December 31, 2010	8	7	0	0.00
% Change	100.00%	128.57%	0.00%	0.00%
http://boincstats.com/stats/boinc_team_stats.php?pr=bo&st=0&co=31				
January 1, 2011 - January 31, 2011	14	13	0	0.00
December 1, 2010 - December 31, 2010	4	4	0	0.00
% Change	250.00%	225.00%	0.00%	0.00%
http://new.chnpp.gov.ua/eng				
January 1, 2011 - January 31, 2011	14	12	0	0.00
December 1, 2010 - December 31, 2010	24	18	0	0.00
% Change	-41.67%	-33.33%	0.00%	0.00%
http://lunatics.kwsn.net/				
January 1, 2011 - January 31, 2011	13	10	0	0.00
December 1, 2010 - December 31, 2010	17	14	0	0.00
% Change	-23.53%	-28.57%	0.00%	0.00%
http://setiweb.ssl.berkeley.edu/				
January 1, 2011 - January 31, 2011	12	10	0	0.00
December 1, 2010 - December 31, 2010	8	8	0	0.00
% Change	50.00%	25.00%	0.00%	0.00%
http://boinc.berkeley.edu/dl/boinc_6.10.58_windows_intelx86.exe				

January 1, 2011 - January 31, 2011	10	10	0	0.00
December 1, 2010 - December 31, 2010	0	0	0	0.00
% Change	100.00%	100.00%	0.00%	0.00%
http://sk.linkedin.com/in/jurajkotulicbunta				
January 1, 2011 - January 31, 2011	10	9	0	0.00
December 1, 2010 - December 31, 2010	3	3	0	0.00
% Change	233.33%	200.00%	0.00%	0.00%
http://www.guardians.net/egypt/gp1.htm				
January 1, 2011 - January 31, 2011	10	9	0	0.00
December 1, 2010 - December 31, 2010	15	12	0	0.00
% Change	-33.33%	-25.00%	0.00%	0.00%
http://boinc.ssl.berkeley.edu/dl/boinc_6.10.36_windows_intelx86.exe				
January 1, 2011 - January 31, 2011	9	9	0	0.00
December 1, 2010 - December 31, 2010	4	3	0	0.00
% Change	125.00%	200.00%	0.00%	0.00%
http://einstein.phys.uwm.edu/radiopulsar/html/discovery_page/docs/PSR-J2007+2722-Video-OnLOS-Lo.mp4				
January 1, 2011 - January 31, 2011	9	8	0	0.00
December 1, 2010 - December 31, 2010	6	6	0	0.00
% Change	50.00%	33.33%	0.00%	0.00%
http://www.primegrid.com/team_members.php?teamid=133				
January 1, 2011 - January 31, 2011	9	9	0	0.00
December 1, 2010 - December 31, 2010	13	11	0	0.00
% Change	-30.77%	-18.18%	0.00%	0.00%
http://en.wikipedia.org/wiki/Azolla_event				
January 1, 2011 - January 31, 2011	8	7	0	0.00
December 1, 2010 - December 31, 2010	0	0	0	0.00
% Change	100.00%	100.00%	0.00%	0.00%
http://neon.dpp.fmph.uniba.sk/FusionExpo2011/downloads/tlacova_sprava_10122010.pdf				
January 1, 2011 - January 31, 2011	8	8	0	0.00
December 1, 2010 - December 31, 2010	0	0	0	0.00
% Change	100.00%	100.00%	0.00%	0.00%
http://boinc.berkeley.edu/download_all.php				
January 1, 2011 - January 31, 2011	7	6	0	0.00
December 1, 2010 - December 31, 2010	3	3	0	0.00

% Change	133.33%	100.00%	0.00%	0.00%
http://boinc.thesontags.com/collatz/highest_steps.php				
January 1, 2011 - January 31, 2011	7	7	0	0.00
December 1, 2010 - December 31, 2010	5	5	0	0.00
% Change	40.00%	40.00%	0.00%	0.00%
http://dvaluch.web.cern.ch/dvaluch/seminar/1_cern.pdf				
January 1, 2011 - January 31, 2011	7	6	0	0.00
December 1, 2010 - December 31, 2010	10	9	0	0.00
% Change	-30.00%	-33.33%	0.00%	0.00%
http://en.wikipedia.org/wiki/Great_Oxygenation_Event				
January 1, 2011 - January 31, 2011	7	7	0	0.00
December 1, 2010 - December 31, 2010	0	0	0	0.00
% Change	100.00%	100.00%	0.00%	0.00%
http://en.wikipedia.org/wiki/Messinian_Salinity_Crisis				
January 1, 2011 - January 31, 2011	7	7	0	0.00
December 1, 2010 - December 31, 2010	0	0	0	0.00
% Change	100.00%	100.00%	0.00%	0.00%
http://openid.net/				
January 1, 2011 - January 31, 2011	7	6	0	0.00
December 1, 2010 - December 31, 2010	2	2	0	0.00
% Change	250.00%	200.00%	0.00%	0.00%
http://setiathome.berkeley.edu/team_join_form.php?id=30297				
January 1, 2011 - January 31, 2011	7	7	0	0.00
December 1, 2010 - December 31, 2010	5	5	0	0.00
% Change	40.00%	40.00%	0.00%	0.00%
http://dvaluch.web.cern.ch/dvaluch/seminar/2_lhc.pdf				
January 1, 2011 - January 31, 2011	6	6	0	0.00
December 1, 2010 - December 31, 2010	4	4	0	0.00
% Change	50.00%	50.00%	0.00%	0.00%
http://en.wikipedia.org/wiki/Denisova_hominin				
January 1, 2011 - January 31, 2011	6	6	0	0.00
December 1, 2010 - December 31, 2010	0	0	0	0.00
% Change	100.00%	100.00%	0.00%	0.00%

http://en.wikipedia.org/wiki/Homo_floresiensis				
January 1, 2011 - January 31, 2011	6	6	0	0.00
December 1, 2010 - December 31, 2010	0	0	0	0.00
% Change	100.00%	100.00%	0.00%	0.00%
http://en.wikipedia.org/wiki/Lake_Agassiz				
January 1, 2011 - January 31, 2011	6	6	0	0.00
December 1, 2010 - December 31, 2010	0	0	0	0.00
% Change	100.00%	100.00%	0.00%	0.00%
http://en.wikipedia.org/wiki/Mammoth				
January 1, 2011 - January 31, 2011	6	6	0	0.00
December 1, 2010 - December 31, 2010	1	1	0	0.00
% Change	500.00%	500.00%	0.00%	0.00%
http://en.wikipedia.org/wiki/Prionosuchus				
January 1, 2011 - January 31, 2011	6	4	0	0.00
December 1, 2010 - December 31, 2010	0	0	0	0.00
% Change	100.00%	100.00%	0.00%	0.00%
http://s.sme.sk/rss/5742209/veda.sme.sk/vybuch-bude-ziarit-ako-druhy-mesiac.html				
January 1, 2011 - January 31, 2011	6	6	0	0.00
December 1, 2010 - December 31, 2010	0	0	0	0.00
% Change	100.00%	100.00%	0.00%	0.00%
http://www.gpugrid.net/team_members.php?team_id=89				
January 1, 2011 - January 31, 2011	6	6	0	0.00
December 1, 2010 - December 31, 2010	1	1	0	0.00
% Change	500.00%	500.00%	0.00%	0.00%
http://cbl-boinc-server2.cs.technion.ac.il/superlinkattechnion/				
January 1, 2011 - January 31, 2011	5	3	0	0.00
December 1, 2010 - December 31, 2010	0	0	0	0.00
% Change	100.00%	100.00%	0.00%	0.00%
http://earthobservatory.nasa.gov/IOTD/view.php?id=4073				
January 1, 2011 - January 31, 2011	5	3	0	0.00
December 1, 2010 - December 31, 2010	0	0	0	0.00
% Change	100.00%	100.00%	0.00%	0.00%
http://en.wikipedia.org/wiki/Homo_erectus_soloensis				

January 1, 2011 - January 31, 2011	5	5	0	0.00
December 1, 2010 - December 31, 2010	0	0	0	0.00
% Change	100.00%	100.00%	0.00%	0.00%
http://en.wikipedia.org/wiki/Meganeura_monyi				
January 1, 2011 - January 31, 2011	5	5	0	0.00
December 1, 2010 - December 31, 2010	0	0	0	0.00
% Change	100.00%	100.00%	0.00%	0.00%
http://en.wikipedia.org/wiki/Meltwater_pulse_1A				
January 1, 2011 - January 31, 2011	5	5	0	0.00
December 1, 2010 - December 31, 2010	0	0	0	0.00
% Change	100.00%	100.00%	0.00%	0.00%
http://maps.google.com/maps?f=q&source=s_q&hl=en&geocode=&q=25.45556%3B+21.60083&sl=25.45556,21.60083&sspn=6.34574,16.896973&g=25.45556%C2%B0N+21.60083%C2%B0E&ie=UTF8&ll=31.703051,20.279732&spn=0.171458,0.308647&t=h&z=12				
January 1, 2011 - January 31, 2011	5	5	0	0.00
December 1, 2010 - December 31, 2010	15	12	0	0.00
% Change	-66.67%	-58.33%	0.00%	0.00%
http://s.sme.sk/rss/5721899/veda.sme.sk/hawking-si-robi-z-boha-marketing.html				
January 1, 2011 - January 31, 2011	5	5	0	0.00
December 1, 2010 - December 31, 2010	0	0	0	0.00
% Change	100.00%	100.00%	0.00%	0.00%
http://www.astro.cz/apod/calendar/				
January 1, 2011 - January 31, 2011	5	5	0	0.00
December 1, 2010 - December 31, 2010	10	9	0	0.00
% Change	-50.00%	-44.44%	0.00%	0.00%
http://www.cheops.org/startpage/cyberdrawings/cheopsshfts.html				
January 1, 2011 - January 31, 2011	5	4	0	0.00
December 1, 2010 - December 31, 2010	4	4	0	0.00
% Change	25.00%	0.00%	0.00%	0.00%
http://www.guardians.net/egypt/kheph1.htm				
January 1, 2011 - January 31, 2011	5	5	0	0.00
December 1, 2010 - December 31, 2010	6	6	0	0.00
% Change	-16.67%	-16.67%	0.00%	0.00%
http://www.inetsonic.com/piskun/Archives/primate_s/index.php				

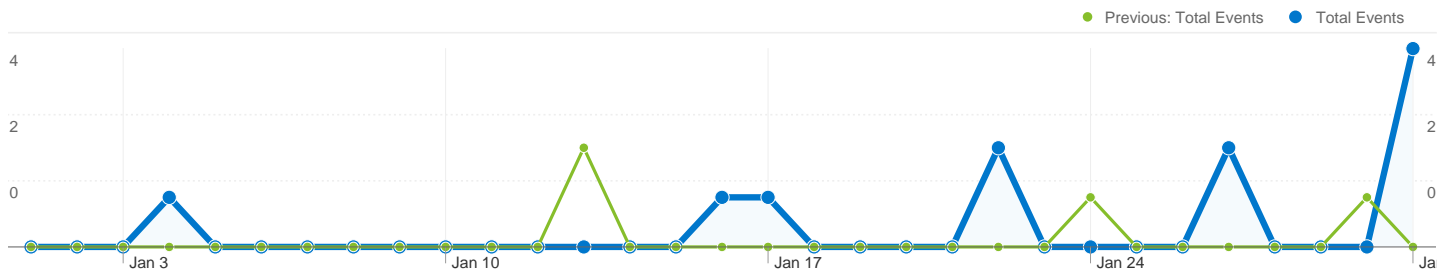
January 1, 2011 - January 31, 2011	5	5	0	0.00
December 1, 2010 - December 31, 2010	5	5	0	0.00
% Change	0.00%	0.00%	0.00%	0.00%
http://boinc.bakerlab.org/				
January 1, 2011 - January 31, 2011	4	4	0	0.00
December 1, 2010 - December 31, 2010	1	1	0	0.00
% Change	300.00%	300.00%	0.00%	0.00%
http://boinc.bakerlab.org/team_members.php?teamid=48				
January 1, 2011 - January 31, 2011	4	4	0	0.00
December 1, 2010 - December 31, 2010	4	4	0	0.00
% Change	0.00%	0.00%	0.00%	0.00%
1 - 50 of 490				

Event Tracking Category:

AddToAny Share/Save Button

Jan 1, 2011 - Jan 31, 2011

Comparing to: Dec 1, 2010 - Dec 31, 2010

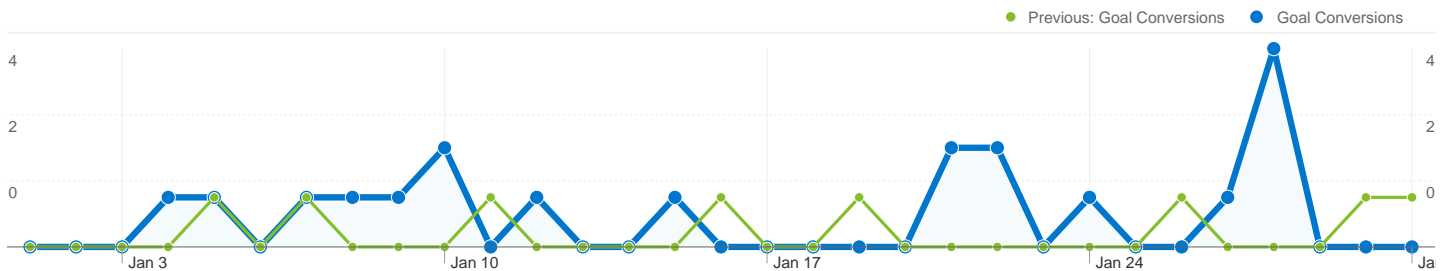


This category recorded 11 total events via 7 event actions

Events



Total Events 11 Previous: 4 (175.00%)	Unique Events 10 Previous: 4 (150.00%)	Event Value 0 Previous: 0 (0.00%)	Avg. Value 0.00 Previous: 0.00 (0.00%)	
Event Action	Total Events	Unique Events	Event Value	Avg. Value
Facebook				
January 1, 2011 - January 31, 2011	7	6	0	0.00
December 1, 2010 - December 31, 2010	1	1	0	0.00
% Change	600.00%	500.00%	0.00%	0.00%
Email (form)				
January 1, 2011 - January 31, 2011	1	1	0	0.00
December 1, 2010 - December 31, 2010	0	0	0	0.00
% Change	100.00%	100.00%	0.00%	0.00%
Email (mailto)				
January 1, 2011 - January 31, 2011	1	1	0	0.00
December 1, 2010 - December 31, 2010	0	0	0	0.00
% Change	100.00%	100.00%	0.00%	0.00%
Yahoo Mail				
January 1, 2011 - January 31, 2011	1	1	0	0.00
December 1, 2010 - December 31, 2010	0	0	0	0.00
% Change	100.00%	100.00%	0.00%	0.00%
vybrali.sme.sk				
January 1, 2011 - January 31, 2011	1	1	0	0.00
December 1, 2010 - December 31, 2010	0	0	0	0.00
% Change	100.00%	100.00%	0.00%	0.00%
Email				
January 1, 2011 - January 31, 2011	0	0	0	0.00

December 1, 2010 - December 31, 2010	1	1	0	0.00
% Change	-100.00%	-100.00%	0.00%	0.00%
Google Gmail				
January 1, 2011 - January 31, 2011	0	0	0	0.00
December 1, 2010 - December 31, 2010	2	2	0	0.00
% Change	-100.00%	-100.00%	0.00%	0.00%
				1 - 7 of 7

**19 Total Goal Conversions**

Previous: 8 (137.50%)

/outgoing/jointeam?project=SETI@Home	36.84% (7)
/outgoing/jointeam?project=SETI@Home	62.50% (5)
/outgoing/jointeam?project=QMC@Home	10.53% (2)
/outgoing/jointeam?project=QMC@Home	0.00% (0)
/outgoing/jointeam?project=Einstein@Home	10.53% (2)
/outgoing/jointeam?project=Einstein@Home	0.00% (0)
/outgoing/jointeam?project=Malariacontrol.net	5.26% (1)
/outgoing/jointeam?project=Malariacontrol.net	0.00% (0)
/outgoing/jointeam?project=WorldCommunityGrid	5.26% (1)
/outgoing/jointeam?project=WorldCommunityGrid	0.00% (0)
/outgoing/jointeam?project=Rosetta@home	5.26% (1)
/outgoing/jointeam?project=Rosetta@home	0.00% (0)
/outgoing/jointeam?project=MindModeling@Home	5.26% (1)
/outgoing/jointeam?project=MindModeling@Home	0.00% (0)
/outgoing/jointeam?project=MilkyWay@home	5.26% (1)
/outgoing/jointeam?project=MilkyWay@home	25.00% (2)
/outgoing/jointeam?project=PrimeGrid	5.26% (1)
/outgoing/jointeam?project=PrimeGrid	0.00% (0)
/outgoing/jointeam?project=eOn	5.26% (1)

/outgoing/jointeam?project=eOn	0.00% (0)
/outgoing/jointeam?project=Hydrogen@Home	 5.26% (1)
/outgoing/jointeam?project=Hydrogen@Home	0.00% (0)
/outgoing/jointeam?project=AQUA@home	0.00% (0)
/outgoing/jointeam?project=AQUA@home	 12.50% (1)